

# IBM Emperor II offers a secure, scalable data foundation

IBM United States Hardware Announcement 117-067  
September 12, 2017














 [ENUS117-067.PDF](#)

Table of contents			
 Overview	Overview	 Product number	Product number
 Key prerequisites	Key prerequisites	 Publications	Publications
 Planned availability date	Planned availability date	 Technical information	Technical information
 Description	Description	 Terms and conditions	Terms and conditions
 Product positioning	Product positioning	 Prices	Prices
 Statement of general direction	Statement of general direction	 Order now	Order now

The IBM® Emperor II extends IBM LinuxONE™ high-end data-serving leadership with:

– Unmatched performance and vertical scale

The Emperor II delivers the performance and scale needed to address today's business demands, with 20% more cores, 2.2 times more memory, and 25% more FCP I/O throughput as compared to the inaugural IBM Emperor. It provides a platform that can manage your data as a real-time single source of truth, and one that can respond to business needs with uninterrupted growth and speed while providing a richer user experience. The Emperor II offers:

- Industry-leading Java™ performance, up to 50% faster than on x86 alternatives
- Vertical scale to 170 cores with the equivalent capacity to consolidate hundreds of x86 data-serving cores
- Simplification to make the most of your Linux™ skill base and improve time to value
- Single Instruction, Multiple Data (SIMD) enhancements to accelerate analytic workloads and decimal computations critical to financial applications
- Pause-less garbage collection to enable vertical scaling of Java workloads while maintaining predictable response times

– Efficient and powerful security

With Emperor II you can protect your valued data, whether in flight or at rest, with low overhead, without changing your applications and with minimal impact to service level agreements (SLAs). It features:


- Encryption for your data at rest, with no changes to your applications, and with better performance than x86 alternatives
- Protected key CPACF support where encryption keys are cryptographically protected to help secure your encryption key on disk and in memory, mitigating risk of compromise
- Industry-leading secure Java performance delivering TLS transactions 2 to 3 times faster than on typical x86 alternatives
- Protection of data in flight over the network with full end-to-end network security
- IBM's intention to expand the use of its industry-exclusive IBM Secure Service Container framework to enable the development of container-based applications with industry-leading orchestration enabling users to seamlessly integrate their LinuxONE with their enterprise-wide DevOps container strategy

– Foundational capabilities for data serving and next-generation apps

With Emperor II you have the flexibility to modernize your data and transactional systems and take advantage of the ever-growing open source movement. You can:

- Add performance, scale, and security without trade-offs to new DB2® and open source database as a service (DBaaS) deployments
- Develop new Blockchain applications based on the proven IBM Blockchain Platform
- Consolidate databases for software license and operational savings
- Support data-in-memory applications and new workloads using 32 TB of memory
- Take advantage of very fast I/O capable of over 190K 8K read IOPs per FCP link or 380 8K read IOPs per FCP card

 [Back to top](#)[Back to top](#)

 Top rule

[Overview](#)

 Bottom rule

**The new IBM Emperor II is a highly engineered system designed to thoroughly protect data, the new business currency, with speed and agility at scale.**


The world is in the middle of a transformation which is having a profound effect on us as individuals, on how businesses are run, and on how business is transacted. In this ever-more-digital world, the new currency is data and the insights that data can provide. It is a world that requires ultimate trust in the data that businesses collect, create, and store.

As a natural evolution of the digital transformation, the complexity of the data value chain has also expanded. The expectations of consumers, suppliers, and business partners have grown. They demand security, transparency, and greater value in every interaction and transaction as this new currency is exchanged. Securing data from both internal and external threats is of utmost importance, yet only a portion of data is adequately protected today. Failure to secure such data has both financial and reputational consequences.

Digital experiences are no longer hosted entirely on premises through data centers but are delivered in combination with hybrid clouds. This is by design as businesses must be open and connected to drive innovation at speed. They must accelerate development and delivery of secure, scalable services to address new opportunities and challenges before a competitor steals the advantage.

**IBM Emperor II is designed to provide highly securable data for businesses looking to thrive in a data-centric economy.**

 [Back to top](#)[Back to top](#)


 Top rule

[Key prerequisites](#)

 Bottom rule

Refer to the [Hardware requirements](#) and [Software requirements](#) sections of this announcement.

 [Back to top](#)[Back to top](#)

 Top rule


[Planned availability date](#)

 Bottom rule

- September 13, 2017
  - Features and functions for the IBM Emperor II
  - IBM Emperor II Models LM1, LM2, LM3, LM4, and LM5
  - Field installed features and conversions on IBM Emperor II that are delivered solely through a modification to the machine's Licensed Internal Code (LIC)
  - TKE 9.0 LIC (#0879) on Emperor II, Emperor, and Rockhopper
  - HMC (#0082) on Emperor II, Emperor, and Rockhopper
  - HMC Rack Mount (#0083) on Emperor II, Emperor, and Rockhopper
  - TKE Rack Mount w/4768 (#0085) on Emperor II, Emperor, and Rockhopper
  - TKE w/4768 (#0086) on Emperor II, Emperor, and Rockhopper
- December 15, 2017
  - z/VM® guest exploitation support for the Instruction Execution Protection Facility
  - z/VM guest exploitation support for pause-less garbage collection
  - z/VM support for encrypted paging
- December 31, 2017

- MES features for IBM Emperor II Models LM1, LM2, LM3, LM4, and LM5
- MES upgrades for IBM Emperor II LMX models to IBM z14 MOX models
- IBM HMC Mobile for Z and LinuxONE

 [Back to top](#)

 Top rule

[Description](#)

 Bottom rule

IBM LinuxONE<sup>®</sup> is an all-Linux enterprise platform for open innovation that combines the best of Linux and open technology with the best of enterprise computing in ONE platform. It delivers a single system built on one of the industry's fastest commercially available server processors and is built to be the backbone of the interconnected data-driven era, setting new standards in transaction volume, speed, and trust.

 IBM z14 Linux server

The newest member of the IBM LinuxONE family, the IBM Emperor II (Emperor II), is designed to provide a secure, scalable data foundation. IBM Emperor II provides a scalable, highly available infrastructure that delivers differentiated value to enable business growth, reduce cost, and protect existing investments.

Today's announcement continues IBM's Linux enterprise server leadership with IBM Emperor II, offering:

- More total system capacity as compared to the original LinuxONE Emperor for exceptional scale in a single footprint.
- Faster uniprocessor performance as compared to the original LinuxONE Emperor.
- 170 cores to configure (versus 141 on the original LinuxONE Emperor).
- Up to 32 terabytes (TB) of available Redundant Array of Independent Memory (RAIM) real memory per server to help improve transaction response times, lower CPU costs, simplify capacity planning, enlarge in-memory buffer pools, and ease deploying memory-intensive workloads.
- 2x more on-chip cache per core, compared to the original LinuxONE Emperor, to minimize memory waits while maximizing the throughput of concurrent workloads -- perfectly optimized for data serving.

- A design for pervasive encryption allowing you to encrypt many new data sets transparently, which can help you to provide an envelope of protection around data placed on IBM LinuxONE Emperor™ II. This includes cryptographic performance improvements with the Crypto Express6S (#0893) and the Emperor II processor-based cryptography with the CP Assist for Cryptographic Functions that helps enable the protection of data in flight or at rest.
- Hardware accelerated encryption on every core with the Central Processor Assist for Cryptographic Function (CPACF) feature which is designed to provide faster encryption and decryption than previous servers.
- Economies of scale with next-generation multithreading (SMT) for Linux workloads, new support for the I/O System Assist Processor (SAP), 2x AES performance over the original LinuxONE Emperor, a True Random Number Generator, SHA3 support, and RSA/ECC acceleration.
- New instructions in Single Instruction, Multiple Data (SIMD) which are designed to give a performance boost for traditional workloads using COBOL and new applications like analytics.
- FICON® Express16S+ (#0427, 0428) which is designed with a boost in I/O rates and a reduction in single stream latency to help absorb large application and transaction spikes driven by large unpredictable analytic and mobile workloads.
- Improved compression ratio (using Huffman coding) and order-preserving compression for the on-chip compression coprocessor which results in fewer CPU cycles to enable further compression of data, improving memory, transfer, and disk efficiency.
- 10 GbE RoCE Express2 (#0412) with 4x more virtual functions per adapter and a performance improvement.
- IBM Hardware Management Console (HMC) 2.14 with simplification updates to improve workspace and manage system time. New security features include Multifactor Authentication and a new HMC Mobile application for monitor and recover action controls.
- IBM Secure Service Container which can be used to create isolated partitions helping to protect data and applications automatically -- helping to keep them safe from insider threats as well as external cybercriminals.
- IBM Dynamic Partition Manager enhancements which provide a simplified, consumable, enhanced IBM LinuxONE experience, reducing the barriers of adoption for new and existing Linux, KVM for IBM Z Systems, and z/VM clients.
- Trusted Key Entry (TKE) 9.0 License Internal Code (LIC).
- Improved Java performance through support for reducing program pauses during Java garbage collection.
- Nonraised floor option, offering flexible possibilities for the data center.
- Optional water cooling, providing the ability to cool systems with user-chilled water.
- Optional high-voltage dc power, which can help IBM LinuxONE clients save on their power bills.
- Optional top exit power and I/O cabling designed to provide increased flexibility.
- New ASHRAE class A3 for robustness, data center flexibility, and energy savings.
- Upgradability within the IBM LinuxONE Emperor II family, and into the z14 family.

## **The performance advantage**

IBM Emperor II is available with up to 170 configurable cores using one of the world's fastest commercial processors running at 5.2 GHz, for impressive performance and massive scaling. It can support up to 8,000 virtual Linux servers on a single footprint.

### **Next-generation availability**

The IBM Emperor II processor builds upon the Reliability, Availability and Serviceability (RAS) of the original LinuxONE Emperor, with the following RAS improvements:

- IBM Emperor II Level 3 cache enhancements using powerful symbol ECC that now spreads cache data over multiple physical cache arrays. This enables the detection and correction of multibit errors, making the Level 3 cache more resilient and fault tolerant.
- Preemptive DRAM marking added to main memory to isolate and recover failures more quickly.
- Improved small array error handling in the processor cores.
- Additional error thresholding to the processor core to isolate "sick but not dead" failure scenarios.
- An increase in the number of "Resource Groups" (from 2 to 4) to help reduce the impact of firmware updates and failures.

### **Common Criteria Evaluation Assurance Level 5+ (EAL 5+) certification**

The IBM Emperor II is designed for Common Criteria Evaluation Assurance Level 5+ (EAL5+) certification for security of logical partitions. This means that the IBM Emperor II is designed to prevent an application running on one operating system image on one LPAR from accessing application data running on a different operating system image on another LPAR on the server.

### **Common Cryptographic Architecture (CCA) enhancements**

#### **PCI PTS HSM compliance**

The Crypto Express6S coprocessor with CCA 6.0 is designed to comply with the Payment Card Industry (PCI) PIN Transaction Security (PTS) Hardware Security Module (HSM) Standard. PCI security standards are developed by the Payment Card Industry Security Standards Council to help ensure security in the payment card industry with guidance and direction to HSM vendors to help meet the security needs of the financial payments industry.

The requirements in PCI PTS HSM standards are intended to enhance security for operations that process sensitive data with requirements in key management, HSM API functions, device physical security, controls during manufacturing and delivery, device administration, and a number of other areas.

The Crypto Express6S manufacturing and delivery processes are enhanced with Emperor II to comply with PCI PTS HSM and, with CCA 6.0, introduce several new capabilities both for PCI PTS HSM compliance mode and for general use:

1. A **new derived key hierarchy** so that PCI PTS HSM compliance-tagged key tokens may be used alongside existing keys and services in a nondisruptive fashion -- with existing master keys.

2. **Nondisruptive transition to PCI PTS HSM mode:** Using TKE 9.0, a domain of the Crypto Express6S coprocessor with CCA 6.0 may be placed in PCI PTS HSM compliant mode with no disruption to other domains or to normal or legacy services using the domain that is moved to PCI PTS HSM compliant mode.
3. **Secure Audit Log** hosted from the Crypto Express6S coprocessor with CCA 6.0. Required by the PCI PTS HSM standard, this audit log covers all administrative actions and is managed by TKE 9.0. The new audit log is nondisruptive to normal application processing for domains where it is active.
4. **Secure public key infrastructure:** The Crypto Express6S coprocessor with CCA 6.0 adds native X.509 certificate support including PKCS #10 certificate request generation through a new PKI hosted from the coprocessor. Trust chain certificates are managed via TKE 9.0.
5. **Migration planning assistance** through active application reporting. The Crypto Express6S coprocessor with CCA 6.0 can report in real time what operations and keys will need attention if they are planned for use with PCI PTS HSM compliant-tagged keys. Report details and activity depend on host access library/operating system configuration.
6. **CPACF exportable AES cipher key** support added for AES cipher keys created using new options in CCA 6.0.

### Trusted Key Entry (TKE) 9.0 Licensed Internal Code (LIC)

The following functions are planned to be supported in the TKE 9.0 level of LIC:

- **Crypto Express6S Coprocessor support:** TKE 9.0 is required for managing Crypto Express6S cryptographic coprocessors and manages them through the same Crypto Module notebook functions as previous generations of Cryptographic modules.
- **Key material copy to alternate zone:** TKE 9.0 allows you to copy key material from smart cards in one TKE zone to smart cards in another zone. You might have old 1024 bit strength TKE zones, and may wish to move or copy the key material in those zones into a new, stronger TKE zone. To use this new feature you create new TKE and/or EP11 smart cards on your TKE 9.0 system. You enroll the new TKE and/or EP11 smart cards in an alternate zone. This allows you to copy smart card content from a smart card enrolled in the alternate zone.
- **Save TKE data directory structure with files to USB:** TKE data can be saved to, or restored from, removable media in the same directory structure they were found on the TKE.
- **Create key parts without opening a host:** The TKE application now has the ability for administrators to create key parts without opening a host. This allows the key administrator to create key parts while being offline or before any hosts are defined. This feature can be found in the TKE application under the **Utilities > Create CCA key parts** pull-down menu.
- **New TKE Audit Log application:** There is a new **TKE Audit Log** application available for the Privileged Mode Access ID of AUDITOR. This application provides a new, easy-to-use interface to view the TKE workstation security audit records from the TKE workstation.
- **Heartbeat audit record:** TKE workstations cut an audit record when the TKE boots or when no audit events have occurred during a client-configured duration of time. The record shows the serial number of the TKE local crypto adapter and indicates if the local crypto adapter has been changed since the last check.



- **Performance improvements for domain groups:** With CCA 5.3 and later firmware levels, and TKE 9.0, performance may be improved for operations performed with large domain groups. For example, consider a domain group of 85 domains and a Clear New Master Key Register operation is performed from the TKE. The number of TKE commands issued to the Crypto Express® coprocessor from the TKE will be reduced from 85 to 1, thereby reducing the time to complete the operation.
- **Master key part entry on EP11:** Known master key parts can now be entered and saved on smart cards for coprocessors configured in EP11 mode using TKE 9.0. This enables key custodians to manage EP11 master key parts in a fashion that is consistent with coprocessors configured in CCA mode.
- **Smart card readers:** With TKE 9.0, if you have HID/OMNIKEY smart card readers you may continue to use them. See the TKE User's Guide for more detailed smart card reader information.
- **New certificate manager for domains:** Every domain will now have the ability to manage a set of parent X.509 certificates for validating operating X.509 certificates used by applications running in the domain. The Crypto Express6S with CCA 6.0 is designed to meet the PCI-HSM PIN Transaction Security v3.0, 2016 standard.

The following features are related to support for the Crypto Express6S with CCA 6.0.

- **Domain mode management:** With CCA 6.0, individual domains are in one of the following modes:
  - Normal mode
  - Imprint mode
  - Compliant mode

Imprint and compliant modes were added to help customers migrate to a PCI-HSM compliant mode and meet PCI-HSM PIN Transaction Security v3.0, 2016 requirements. TKE is required to manage Host Crypto Module domains in imprint and compliant mode.
- **Set clock:** With TKE 9.0, you now have the ability to set the host crypto module's clock. The clock must be set before a domain can be placed in imprint mode.
- **Domain-specific Host Crypto Module Audit Log management:** Domains in imprint mode or compliant mode on a Crypto Express6S maintain a domain-specific module audit log. The TKE provides a feature for downloading the audit records so they can be viewed.
- **Domain-specific roles and authorities:** Domains in imprint mode or compliant mode on a Crypto Express6S must be managed using domain-specific roles and authorities. The TKE provides new management features for the domain-specific roles and authorities. The roles are subject to forced dual control policies which prevent roles from being able to both issue and cosign a command. Refer to the TKE User's Guide for detailed information on how to manage imprint and compliant mode domains.
- **Setup PCI Environment Wizard:** To help simplify the management of a PCI compliant domain, the TKE now provides a setup wizard that will create a minimum set of required dual control roles and authorities needed to manage a PCI compliant domain. Refer to the TKE User's Guide for detailed information on how to manage imprint and compliant mode domains.

With the introduction of **FICON Express16S+ on the IBM Emperor II**, you now have additional growth opportunities for your storage area network (SAN).

FICON Express16S+ supports a link data rate of 16 gigabits per second (Gbps) and autonegotiation to 4 or 8 Gbps for synergy with existing switches, directors, and storage devices. With support for native FICON, High Performance FICON for z Systems™ (zHPF), and Fibre Channel Protocol (FCP), the Emperor II server enables you to position your SAN for even higher performance -- helping you to prepare for an end-to-end 16 Gbps infrastructure to meet the lower latency and increased bandwidth demands of your applications.

The new FICON Express16S+ adapter will work with your existing fiber optic cabling environment, both single-mode and multimode optical cables. The FICON Express16S+ feature running at end-to-end 16 Gbps link speeds will provide reduced latency for large read/write operations and increased bandwidth compared to the FICON Express8S feature.

**Increased throughput for the FCP protocol:** A FICON Express16S+ feature, when defined as CHPID type FCP, conforms to the Fibre Channel Protocol (FCP) standard to support attachment of SCSI devices, to complement the classical storage attachment supported by FICON and zHPF channels. In laboratory measurements, using FICON Express16S+ in an IBM Emperor II with the FCP protocol for small data transfer I/O operations, FICON Express16S+ operating at 16 Gbps achieved a maximum of 380,000 IOs/sec, compared to the maximum of 110,000 IOs/sec achieved with FICON Express16S operating at 16 Gbps. In laboratory measurements, using FICON Express16S+ in an IBM Emperor II with the FCP protocol and FICON Express16S+ operating at 16 Gbps, FICON Express16S+ achieved a maximum throughput of 3200 MB/sec (reads + writes). This represents approximately a 25% increase in throughput. The actual throughput or performance that any user will experience will vary depending upon considerations such as the amount of multiprogramming in the user's job stream, the I/O configuration, the storage configuration, and the workload processed.

On IBM Emperor II the FCP protocol is supported by z/VM, KVM for IBM Z Systems, and Linux on z Systems. Refer to the [Software requirements](#) section.

**Increased throughput for the zHPF protocol:** In laboratory measurements using FICON Express16S+ in an IBM Emperor II with the zHPF protocol and small data transfer I/O operations, FICON Express16S+ operating at 16 Gbps achieved a maximum of 300,000 IOs/sec. In laboratory measurements, using FICON Express16S+ in an IBM Emperor II with the zHPF protocol and a mix of large sequential read and write data transfer I/O operations, FICON Express16S+ operating at 16 Gbps achieved a maximum throughput of 3200 MB/sec (reads + writes) compared to a maximum of 2560 MB/sec (reads + writes) achieved with FICON Express16S operating at 16 Gbps. The actual throughput or performance that any user will experience will vary depending upon considerations such as the amount of multiprogramming in the user's job stream, the I/O configuration, the storage configuration, and the workload processed.

**Cleaning discipline for FICON Express16S+ fiber optic cabling:** With the introduction of 16 Gbps link data rates, it is even more critical to ensure your fiber optic cabling infrastructure performs as expected. Proper fiber optic cleaning and maintenance is required to help ensure that the "data gets through." With

16 Gbps link data rates over multimode fiber optic cabling, link loss budgets and distances are reduced. Single-mode fiber optic cabling is more "reflection sensitive." With high link data rates and single-mode fiber optic cabling there is also less margin for error. The cabling is no longer scratch-tolerant and contaminants such as dust and oil can present a problem. To keep the data flowing, proper handling of fiber trunks and jumper cables is critical as well as thorough cleaning of fiber optic connectors. Work with your data center personnel or IBM personnel to ensure you have fiber optic cleaning procedures in place.

**Channel subsystem (CSS) scalability:** The Emperor II server, like the original LinuxONE Emperor server, has support for six logical channel subsystems (LCSSs) which are required to support the 85 LPARs for Emperor II, and four subchannel sets.

### **OSA-Express6S - an Ethernet technology refresh**

A new generation of Ethernet features is being introduced for use in the PCIe I/O drawer and continues to be supported by the 16 GBps PCIe Gen3 host bus. This is an introduction of the full family of features - - 1000BASE-T Ethernet for copper environments, in addition to 10 Gigabit Ethernet (10 GbE) and Gigabit Ethernet (GbE) for single-mode and multimode fiber optic environments. The performance characteristics are comparable to the OSA-Express5S features. They also retain the same form factor and port granularity -- two ports per feature for the 1000BASE-T Ethernet and Gigabit Ethernet features, and one port per feature for the 10 Gigabit Ethernet features.

The OSA-Express6S family of features (#0422, #0423, #0424, #0425, #0426) is exclusive to the z14 and IBM Emperor II. On IBM Emperor II they are supported by z/VM, Linux on z Systems, and KVM for IBM Z Systems hypervisor. Refer to the [Software requirements](#) section.

### **Dynamic Partition Manager (DPM)**

Dynamic Partition Manager (DPM) provides simplified hardware and virtual infrastructure management, including partition lifecycle and integrated dynamic I/O management for Linux running in an LPAR, under KVM for IBM Z Systems, and under z/VM V6.4. z/VM Single System Image (SSI) clusters are not currently supported within the existing DPM environment.

Using DPM, an environment can be created, provisioned, and modified without disrupting running workloads, and monitored for troubleshooting. Currently, DPM supports FCP storage. Enhancements to DPM simplify the installation of the Linux operating system, and support additional hardware adapters. These enhancements include:

- Support for autoconfiguration of devices to simplify Linux operating system installation, where Linux distribution installers exploit function
- Secure FTP through HMC for booting and installing an operating system via FTP
- Support for OSA-Express 6S, FICON Express 16S+, Crypto Express6S, and RoCE Express2 adapters

A CPC can be configured in either the Dynamic Partition Manager mode or PR/SM™ mode. The mode is enabled prior to the CPC power-on reset (POR).

Dynamic Partition Manager mode requires two OSA-Express6S 1000BASE-T Ethernet features (#0426) for primary and backup connectivity, along with associated cabling (HW for DPM, #0016).

## The IBM Secure Service Container

The IBM Secure Service Container is a framework for securely deploying software appliances on IBM LinuxONE. Following are the offerings that exploit the Secure Service Container on LinuxONE:

- IBM Blockchain Platform
- IBM Operations Analytics for z Systems - zAware

The Secure Service Container consists of both a firmware framework and a software framework.

The following is an enhancement to the IBM Emperor II IBM Secure Service Container firmware framework:

- Simplification - Dynamic Partition Manager support for dynamic resource management and creation of Secure Service Container LPARs without needing to re-IML.

The following are enhancements that have recently been made to the IBM Secure Service Container software framework:

- Security
  - Help enable secure boot of appliance via system unique key smart card access such that the Secure Service Container or system administrator cannot utilize privileged credentials to see or access the key.
  - Runtime and tamper protection via BTRFS Filesystems for root and data volumes.
- Appliance management
  - Support the addition of FCP (and ECKD™) storage to different disk pools via the appliance UI.
  - Support network configurations managed by IPv4, IPv6, and VLAN configurations from the appliance UI.
  - Enable appliance updates including import from a prior, saved and exported configuration -- avoid losing configuration data (going back to a "Factory Install"-like state); particularly useful for Blockchain, which typically utilizes many concurrently running instances.
  - Support different users and groups via Local LDAP server and UI management.
  - Support starting appliance installer from a running appliance without having to interface with the HMC.
- Usability
  - Avoid appliance spoofs by ensuring that a trusted and uniquely signed instance of an appliance is booted only in one LPAR, not multiple LPARs.

**z/Architecture® mode:** As announced on January 14, 2015 with Hardware Announcement [115-001](#), dated January 14, 2015, beginning with IBM z14, all IBM Z and IBM LinuxONE systems will only support operating systems running in z/Architecture mode. This applies to operating systems running native on

PR/SM as well as operating systems running as second-level guests. IBM operating systems that run in ESA/390 mode are either no longer in service or only currently available with extended service contracts, and they are not usable on systems beginning with IBM z14. However, IBM z14 and IBM LinuxONE do provide ESA/390-compatibility mode, an environment supporting a subset of DAT-off ESA/390 applications in a hybrid architectural mode.

All 24-bit and 31-bit problem state application programs originally written to run on the ESA/390 architecture will be unaffected by this change.

### **z/VM support for the IBM Emperor II**

With the available PTF for APAR VM65942, z/VM V6.3 and V6.4 provide support that will enable guests to exploit function supported by z/VM on IBM Emperor II, which includes:

- **z/Architecture support:** The z/VM Stand-Alone Program Loader (SAPL) utility, DASD Dump Restore (DDR), and the Stand-Alone Dump utility have been enhanced to run entirely in z/Architecture mode. z/Architecture support for these utilities is in the base of z/VM V6.4 and provided for z/VM V6.3 with the available PTF for APAR VM65856. z/Architecture support for the Stand-Alone Dump utility is in the base of z/VM V6.4 and provided for z/VM V6.3 with the available PTFs for APARs VM65921 and VM65922.
- **New hardware facilities:** z/VM will enable guest use of new instructions and capabilities available on IBM Emperor II.
- **ESA/390-compatibility mode for guests:** IBM Emperor II does not support the full ESA/390 architectural mode. However, IBM Emperor II does provide ESA/390-compatibility mode, an environment supporting a subset of DAT-off ESA/390 applications in a hybrid architectural mode. z/VM will provide the support necessary for DAT-off guests to run in this new compatibility mode, which allows guests such as CMS, GCS, and those that start in ESA/390 mode briefly before switching to z/Architecture mode to continue to run on IBM Emperor II.  
The available PTF for APAR VM65976 provides infrastructure support for ESA/390 compatibility mode within z/VM V6.2, V6.3, and V6.4, and must be installed on all members of an SSI cluster before any z/VM V6.3 or V6.4 member of the cluster is run on an IBM Emperor II server.
- **Support for Crypto Express6S:** z/VM support for the new Crypto Express6S (CEX6S) adapter is included for both shared and dedicated guest use. As with the prior crypto adapter support, the CEX6S adapter can be configured as an accelerator or as an IBM Common Cryptographic Architecture (CCA) coprocessor for shared or dedicated use by z/Architecture guests. When the CEX6S adapter is configured as an IBM Enterprise Public-Key Cryptography Standards (PKCS) #11 (EP11) coprocessor, the domains on the adapter can be dedicated to z/Architecture guests, but not shared. With Crypto Express6S support and support for the new and enhanced CPACF functions, z/VM V6.3 and V6.4 provide the prerequisite IBM Emperor II encryption support to enable exploitation by guests in support of pervasive encryption of data in flight and at rest.

- **Crypto Clear Key ECC operations:** Clear Key Elliptic Curve Cryptographic (ECC) operations are supported for guests enrolled in the z/VM-managed shared-crypto queue (APVIRT). The shared-crypto queue must be configured with CCA coprocessor domains in order for the function to be virtualized for guest use.
- **Dynamic I/O support:** Dynamic I/O support is provided for managing the configuration of OSA-Express6S OSD CHPIDs, FICON Express16S+ FC and FCP CHPIDs, and RoCE Express2 functions. z/VM supports the definition and dynamic activation of I/O configurations for Emperor II using HCD.
- **RoCE Express2 support:** Guest exploitation support for RoCE Express2 allows the adapters to be brought online and attached to supporting guests for exploitation.
- **Improved memory management support:** The IBM Emperor II processor design allows greater concurrency in address translation. This improvement may increase z/VM workloads' performance compared to the original Emperor, particularly when z/VM is configured to exploit multithreading.

## **Installing z/VM on the IBM Emperor II**

z/VM V6.4 can be installed directly on an Emperor II server with an image obtained from IBM after August 25, 2017. The PTF for APAR VM65942 must be applied immediately after installing z/VM V6.4.

Current LinuxONE or IBM Z clients using z/VM V6.3, who are interested in running z/VM V6.3 on Emperor II, should first consider moving to z/VM V6.4. If moving to z/VM V6.4 is not a viable option, z/VM V6.3 must be installed on a prior IBM Z server and the PTFs for APARs VM65942, VM65921, and VM65922 must be applied prior to moving the image to Emperor II. After applying all required service and before IPLing z/VM V6.3 on an Emperor II server, an updated SAPL must be installed by using the updated SALIPL MODULE provided by the PTF for APAR VM65856. Otherwise, z/VM V6.3 will not successfully IPL on an Emperor II server. In addition, after applying the PTFs for APARs VM65921 and VM65922, the stand-alone dump program must be re-installed using the updated SDINST utility.

## **Guest exploitation support for the Instruction Execution Protection Facility:**

With the PTF for APAR VM65986, planned to be available December 15, 2017, z/VM V6.4 will provide support for guest exploitation of the IBM Emperor II Instruction Execution Protection Facility. This facility provides functionality to help improve the security of programs running on IBM LinuxONE by allowing virtual memory elements to be identified as containing only data. If an attempt is made to fetch an instruction from an address in such an element or if an address in such an element is the target of an execute-type instruction, a Protection Exception will occur.

## **Guest exploitation support for pause-less garbage collection:**

With the PTF for APAR VM65987, planned to be available December 15, 2017, z/VM V6.4 will provide support for guest exploitation of the Emperor II Guarded Storage Facility. This facility is designed to improve the performance of garbage-collection processing by various languages, in particular Java.

## **Encrypted paging support:**

With the PTF for APAR VM65993, planned to be available December 15, 2017, z/VM V6.4 will provide support for encrypted paging, in support of the Emperor II pervasive encryption philosophy of encrypting data in flight and at rest. Ciphering will occur as data moves between active memory and a paging volume owned by z/VM. Included in the support is the ability to dynamically control whether a running z/VM system is encrypting this data.

## **Processor scalability efficiency improvements:**

With the PTF for APAR VM65988, the z/VM hypervisor will be enhanced to manage its spinlocks more efficiently and thereby reduce system overhead. This enhancement will contribute to improved performance and throughput, and thereby help to improve overall system capacity by allowing additional work to be performed. While most workload configurations will benefit to some extent, the improvements are greatest for workloads using large numbers of logical CPUs. The shared-exclusive spinlock manager was replaced with a more cache-efficient design providing greater scalability for the Scheduler Lock (SRMSLOCK). SRMSLOCK reporting in Monitor D0R23 MRSYTLCK was corrected to include time spinning in HCPDSP's internal spin loop that was previously unreported. The support is available on all hardware supported by z/VM V6.4, including the LinuxONE Emperor II and IBM z14. However, the design for some spinlocks takes advantage of efficiencies unique to the LinuxONE Emperor II and z14.

## **Sub-capacity pricing terms for z/VM and select z/VM-based programs:**

Sub-capacity pricing for the z/VM V6 operating environment is available to clients running z/VM Version 6 Release 3 or higher. Software pricing at less than full machine capacity can provide more flexibility and improved cost of computing as a client manages the volatility and growth of new workloads. For more information about Sub-capacity pricing terms for z/VM and z/VM-based programs, see Software Announcement [217-267](#), dated July 17, 2017.

## **z/VM continuous delivery philosophy:**

IBM has adopted a new practice for z/VM, known as the continuous delivery (CD) support model, for delivering new function via PTFs to help enterprises receive function more quickly. IBM will deliver new function via PTFs, while continuing to recognize that base stability is a critical attribute. Clients will continue to receive the same world-class support and assistance from IBM to which they are accustomed as part of the standard Software Subscription and Support (S&S) offering. The z/VM [service page](#) provides details on new z/VM functions that have been or will be provided using this continuous delivery model and allows subscribing in order to be alerted when new functions have been made available.

## **Additional z/VM V6.4 enhancements during 2017**

The following enhancements for z/VM V6.4 are planned during 2017:



- **Concurrent I/O support for the IBM XIV® Storage System:** With the available PTF for APAR VM65929, the z/VM SCSI container enables multiple I/O requests to be issued concurrently to EDEVICES backed by IBM XIV Storage System hardware, which may improve performance. This support particularly benefits EDEVICE paging I/O or volumes containing multiple minidisks.
- **Distributed IUCV enhancements:** With the available PTF for APAR VM65872, the rules for Distributed IUCV CONNECT in a single system image (SSI) environment are revised. This support allows IUCV CONNECT to work in cases that were originally restricted, primarily because they involved a Multiconfiguration Virtual Machine (IDENTITY) user.

This support also makes it easier for an administrator to change the Distributed IUCV policy for an SSI cluster. Previously, the Distributed IUCV policy within an active SSI cluster could be changed only by shutting down all members at the same time. As this new support is applied to each system, it will be possible for that member to join the cluster regardless of its Distributed IUCV configuration.
- **NICDEF security control enhancements:** With the available PTFs for APARs VM65925, VM65926, and VM65931, the NICDEF directory statement is enhanced to provide a set of new operands referred to as Directory Network Authorization (DNA). With DNA, a system administrator can configure and consolidate a virtual NIC device and its network properties in a centralized location -- z/VM's User Directory. Operational differences between PORTBASED and USERBASED VSwitches have been eliminated with this support. A system administrator has the option to manage a VSwitch by user, by port number, or using a combination of the two methods. While the management of USERBASED and PORTBASED VSwitches is simplified, Live Guest Relocation of a guest connected to a VSwitch still requires the destination system to have a VSwitch with a PORTBASED or USERBASED designation matching that of the source system.
- **RACF® security policy enhancements:** With the available PTFs for APARs VM65930 and VM65982, the z/VM RACF Security Server feature supports the following security policy enhancements:
  - Read-Only Auditor (ROAUDIT): This new user role allows many of the common auditing tasks to be performed without the ability to modify settings or manipulate audit logs.
  - XAUTOLOG..ON control: This enhancement introduces new security policy requirements for the ON operand of the CP XAUTOLOG command. This changes default behavior of this operand when an ESM is installed on your system.
  - List the current VMXEVENT profile: This enhancement updates the SETEVENT LIST command to provide an authorized user with the names of the VMXEVENT profiles activated and in use by RACF.

**Note:** The PTF for APAR VM65923 provides infrastructure support in z/VM V6.2, V6.3, and V6.4 and must be installed on all the members of an SSI cluster before any V6.4 member is running with the PTF for APAR VM65930.
- **Crypto Express APVIRT support for the z/VM TLS/SSL server and LDAP/VM:** With the available PTF for APAR PI72106, the z/VM System SSL cryptographic library is updated to offload cryptographic operations to Crypto Express hardware associated with your IBM LinuxONE hardware, which may improve performance. This support is intended for clear-key RSA operations. To enable this support,



add the CRYPTO APVIRTUAL statement to the pertinent service virtual machine entries in the z/VM User Directory.

- **EAV minidisk support:** With the PTFs for APARs VM65943, VM65945, and PI85943, enhanced EAV support for 3390-A DASD devices supporting 28-bit cylinder addresses is provided. This support will allow non-fullpack minidisks to reside anywhere on the volume, including beyond the current restriction of the 64K cylinder boundary (0-65519), and up to the one terabyte limit currently supported.
- **Dump processing enhancements:** With the available PTF for APAR VM65989, the amount of time it takes for z/VM to write a hard abend or snap dump to 3390 DASD may be reduced. The improvements were achieved via changes to the I/O channel program used to write central memory to z/VM spool space located on 3390 DASD. This APAR also provides support for reducing dump size by excluding PGMBKs from snap dumps.
- **Alternate Subchannel Set Dynamic I/O support:** With the available PTF for APAR VM65942, z/VM V6.4 provides dynamic I/O commands within the z/VM hypervisor for supporting define, modify, and delete of a device within either the default or alternate subchannel sets. HCD support is currently not available.

## STP - Time synchronization

Server Time Protocol (STP) is designed to allow events occurring in different servers to be properly sequenced in time. STP is for servers which need time synchronization. STP is a server-wide facility that is implemented in the Licensed Internal Code (LIC), presenting a single view of time to Processor Resource/Systems Manager™ (PR/SM). The STP design introduced a concept called Coordinated Timing Network (CTN), a collection of servers that are time-synchronized to a time value called Coordinated Server Time.

**STP enhancements:** IBM z14 introduced an additional stratum level 4 for Server Time Protocol (STP) synchronization which is also available on IBM Emperor II. With the additional stratum level, STP can synchronize systems up to 3 steps away from the Current Time Server (CTS). Prior systems allowed synchronization only up to level 3, or up to 2 steps from the CTS. This additional stratum level is not intended for long-term use; rather, it is specifically intended for short-term use during configuration changes for large timing networks, to avoid some of the cost and complexity caused by being constrained to a 3-stratum timing configuration. IBM z14 also introduced a new Graphical User Display for the STP network and configuration, which is also available on IBM Emperor II. The new user interface has been revamped for a quick, intuitive view of the various pieces of the STP relationship network map, including the status of the components of the timing network. The new support allows the new level of HMC to manage older systems using the same new interface.

## Hardware Management Console (HMC)

**HMC/SE user interface:** The Emperor II Hardware Management Console and Support Element will support only the Tree Style user interface. The Classic Style user interface is no longer supported.

The following enhancements have been made to the Tree Style user interface to aid with new users of Tree Style as well as address pain points of existing users.

- A new Masthead with Favorites and Search controls will help users quickly find and launch tasks.
- Tasks will now open in tabs within the user interface (instead of separate browser windows) to make finding and managing running tasks easier.
- There is also the ability to have the task tab "pop-out" into a separate window, giving users the ability to have a similar parallel task display window as on previous Tree Style controls and allowing the task displays to be viewed on other physical displays.

**Manage System Time:** The Manage System Time task replaces the System Time task on HMC. The new Manage System Time task provides a simplified workflow for system time management including:

- Improved help tools to complement and improve system administrator skills:
  - Inline definition of technical terms.
- Improved user experience with visual representation of configuration panels:
  - Guidance provided within the workflows.
  - Topology displays of system time networks.
  - Errors surfaced in visualization for easier problem resolution of setup errors.
- Single point of system time management for multiple systems.

**IBM Hardware Management Console (HMC) 2.14.0 security enhancements:** New security features in the Hardware Management Console (HMC) 2.14.0 available with IBM Emperor II include Multifactor Authentication, Firmware Integrity Monitoring in support of NIST Standard 800-147B, Crypto Compliance Levels, FTP through HMC, Secure Console to Console Communication Enhancements, Remote Browser IP Address Limiting, and more.

- **Multifactor Authentication:** The Hardware Management Console will now offer an optional control of Multifactor Authentication in addition to the userid/password controls provided today. If the Multifactor option is selected for a given user, that user will now be required to enter a second authentication factor using a TOTP (Time-based One-Time Password) defined by RFC 6238. RFC 6238 is implemented by freely available smartphone and web apps utilizing a secret key provided per HMC user.
- **HMC Mobile for Z and LinuxONE:** New iOS and Android mobile apps are planned to be available for the HMC 2.14.0 supporting Emperor II, z14, z13™, LinuxONE Emperor, and LinuxONE Rockhopper systems. HMC Mobile will help enable HMC users to securely monitor and manage systems from anywhere. The apps provide system and partition views, status monitoring, hardware messages, operating system messages, and the ability to receive push notifications from the HMC using the existing zRSF (IBM Z Remote Support Facility) connection. HMC Mobile is disabled by default and, once enabled, provides a robust set of security controls. Administrators can restrict usage to specific HMC

users and IP addresses, require the use of app passwords, enable Multifactor Authentication, restrict the app to read-only access, and more.

- **Firmware integrity monitoring:** Emperor II will also offer an enhancement on the Support Element that provides notification if tampering with booting of firmware on the server (CPC) is detected. This enhancement is designed to meet the BIOS Protection Guidelines recommended and published by the National Institute of Standards and Technology (NIST) in Special Publication 800-147B. If tampering is detected, the Support Element will issue a customer alert via a warning or a lock of the Support Element, depending on the configuration. If "call home" support is enabled on an Emperor II Hardware Management Console managing the Support Element, additional analysis of the Support Element will be performed and displayed by IBM Resource Link®.

In addition to this support, the Hardware Management Console also has been enhanced to provide attempted tamper monitoring and reporting. A newly manufactured Hardware Management Console directly ordered with Emperor II, or at a later time, is required for this protection. Any detected events of attempted tampering will be logged and will issue a customer alert via a warning or a lock of the Hardware Management Console, depending on setup configuration. In addition, if "call home" support is enabled on the Hardware Management Console, supplementary analysis of events logged by the Hardware Management Console will be available on IBM Resource Link.

Although customers can carry forward their Hardware Management Consoles on Emperor II, these tamper protection capabilities will be delivered only on newly manufactured Hardware Management Consoles. The Emperor II environment can contain both Hardware Management Consoles that have been carried forward and newly manufactured Hardware Management Consoles.

**IBM Enhanced Remote Support Facility:** The IBM Enhanced Remote Support Facility was first introduced on zEC12/zBC12 systems and for those systems, z13/z13s, and LinuxONE Emperor/LinuxONE Rockhopper, both the Enhanced and Legacy Remote Support Facility support could be utilized. The Enhanced support provided improved problem data uploads and fix data downloads. z14 and Emperor II processors will no longer connect to the legacy IBM Support Facility.

- z14 and Emperor II HMCs supporting older z10EC/z10BC - z13 systems will still require connections to the legacy IBM Support Facility.
- z14 and Emperor II HMCs supporting only z14 or Emperor II systems only require IBM Enhanced Support Facility connections.
- A connection to the IBM Enhanced Support Facility is required to support z14 and Emperor II HMCs regardless of the CPC they are supporting.

If you had not previously configured firewalls and proxy support with the ability to connect to the Enhanced Support Facility, this will be required for Emperor II and z14 HMC and CPC connections per above rules.

**Global OSA/SF:** The HMC Global OSA/SF will now provide a global view of all OSA PCHIDs and the monitoring and diagnostic information previously available in the Query Host command.

**New characters supported for Load parms:** Starting with z14 and Emperor II the Load parameter for Load task, Activation Load, and Image Profiles will now allow three new characters: @#\$. z13/z13s or older systems support a character set of A-Z, 0-9, "." (period), and " " (blanks). Emperor II systems will support a character set of A-Z, 0-9, "." (period), " " (blanks), "@", "#", and "\$".

**FTP through HMC:** To maximize security features, IBM recommends that customers keep their IBM LinuxONE server on a dedicated network with one HMC network used for that network and the second HMC network used for outward communication (IBM Support Facility, remote browsing, automation). However, for systems prior to z14, this created a security challenge for FTP operations originating from the SE. Customers have to either put their FTP server on the IBM LinuxONE dedicated network or put their IBM LinuxONE on their intranet network.

Starting with z14 and Emperor II, all FTP operations originating from the SE will be proxied through a managing HMC. This now allows the FTP SE originated operations to follow IBM security recommendations. In addition, all HMC/SE tasks that support FTP will provide three options of FTP: FTP, FTPS, and SFTP.

- FTPS is SSL based and uses certificates to authenticate servers.
- SFTP is SSH based and uses SSH keys to authenticate servers.
- Username and passwords are required for client authentication in all three protocols.

**Console to console communications:** HMC consoles have used anonymous cipher suites for some inter-console communication purposes. These cipher suites, while providing encryption and integrity validation, do not provide cryptographic authentication. Network security scanners can detect this, and anonymous cipher suites may not be acceptable to some customers' security policies. Starting with z14 and Emperor II HMC/SE, the console to console communications solution, when security is enabled, will no longer use anonymous cipher suites and will begin using an industry standard based password driven cryptography system. This system provides cryptographic encryption, integrity validation, and authentication.

**Removal of Common Infrastructure Module (CIM) Management Interface:** The HMC 2.14.0 will no longer support the Hardware Console Common Infrastructure Module (CIM) Management Interface. The Hardware Management Console Simple Network Management Protocol (SNMP), and Web Services Application Programming Interfaces (APIs) will continue to be supported.

## Accessibility by people with disabilities


A US Section 508 Voluntary Product Accessibility Template (VPAT) containing details on accessibility compliance can be found on the [IBM Accessibility](#) website.

## Section 508 of the US Rehabilitation Act


IBM Emperor II servers are capable on delivery, when used in accordance with IBM's associated documentation, of satisfying the applicable requirements of Section 508 of the Rehabilitation Act of 1973, 29 U.S.C. Section 794d, as implemented by 36 C.F.R. Part 1194, provided that any Assistive Technology used with the Product properly interoperates with it.

IBM makes no representation about the Section 508 status of these third-party products included in this offering. Contact the vendor for specific, current information on the Section 508 status of these products.

 [Back to top](#)[Back to top](#)

 Top rule

[Product positioning](#)

 Bottom rule

Commonly referred to as the oil of our era, data has become the new global currency. IT today is experiencing a time of exponential growth in the sheer volumes of data, fueled by the digital transformation of systems, services, and interconnected devices that all require strong data serving capabilities. Businesses must be able to manage, store, and protect this information, and, most important, use it for competitive advantage. This is creating the demand to apply intelligence and insight to the data to build new services wrapped for a customized user experience. From a user perspective, IT must create an environment where users have confidence that data is protected yet available from anywhere and any device. This ability to be fast and flexible in delivery of new services, with insight and security, will differentiate a business. The IBM Emperor II delivers unique capabilities to help with that differentiation.

At the core of every enterprise lies core business data, assets which if lost or compromised could cause irreparable damage. Core business data is often governed by regulatory requirements designed to protect data and safeguard privacy, with high penalties in the event of loss or inadvertent disclosure. Internal and external pressures to protect customer data have changed the perspective around how core business data should be handled and protected. Establishing a "perimeter" around core data using encryption is one of the most impactful ways to protect data and prevent loss. The objective is to create a fortified perimeter around core business data, wherever it may physically reside. The Emperor II platform provides pervasive encryption capabilities designed to enable you to protect data efficiently, and without requiring application changes, making it the world's premier system for enabling encryption of data as the new perimeter across the value chain.

The security capabilities of Emperor II are unmatched in the industry. The Emperor II platform provides the hardware infrastructure, in a balanced system design, with the encryption capabilities that now make

it possible to create a fortified perimeter around critical business data. Security is built into the Emperor II hardware, enabling lightning fast hardware encryption of all data whether it is in use, in flight, or at rest. This is achieved without having to make changes to applications. IBM's unique Secure Service Container technology helps protect client data from both external and internal threats and is designed to offer the highest security level available for protected key management (FIPS 140-2 level 4). Ultimate workload isolation and encryption through the IBM Secure Service Container provides a virtual lock box for each workload. The use of protected keys helps to secure data without giving up performance and industry-leading secure Java performance via SSL is 2 to 3 times faster than x86 alternatives. Instead of only protecting a selective 4% of data as is common with x86 clouds, Emperor II protects 100% through pervasive encryption, all with zero application changes, and minimal operational overhead, which helps improve efforts to meet various regulatory requirements. Pervasive encryption allows application development to focus on innovation rather than application-level encryption. This leading innovation in security and other technologies is a reason why the 10 largest global insurers, 70 percent of the world's largest retailers, 23 of the 25 largest airlines, and 92 of the top 100 banks worldwide have placed their trust in IBM.

The Emperor II provides the infrastructure to meet the demands of a digital business. With up to 170 configurable cores, Emperor II has performance and scaling advantages over prior generations, and more capacity than the original Emperor 141-way. With capacity to do the work of hundreds or in many cases thousands of x86 servers in a single footprint, Emperor II has a 3-year running cost below x86(1). Massive memory and I/O bandwidth has been built into the system to support fast in-memory workloads and real-time analytics that bring more insights and new business value.

Emperor II provides unrivaled performance and vertical scale to support larger workloads with less latency and less admin complexity. Vertical scale allows Emperor II to scale up to 2 million Docker containers in a single system(2). As a system engineered for data-serving workloads, Emperor II can move data faster than alternative platforms(3). It has a 2.1x higher throughput, can serve up to 30 billion web data requests a day, and has the ability to host 20x larger databases without the added cost and latency of fragmenting data across server farms(3). There are 640 additional processors that are not part of the general processor count. These additional processors are solely dedicated to I/O processing to help increase I/O speeds and to help assure data integrity, all with zero additional licensing costs. On x86 this work is done with standard processors that drive incremental hardware, software, and administrative costs. Emperor II is the only Linux system that offers this built-in fast I/O subsystem capable of over 190K 8K read IOPs per FCP link.

With up to 32 TB of real memory, Emperor II can open opportunities such as in-memory data marts, large buffer pools for data access, and in-memory analytics while giving you the necessary room to tune applications for optimal performance. More data in memory means more efficient, cost-effective vertical scaling while maintaining a real-time single source of the truth. Advancements such as SIMD accelerate analytic workloads and decimal compute, which are vital to financial applications. Java improvements such as pause-less garbage collection enable vertical scaling while maintaining predictable results. The use of crypto acceleration will deliver additional improvements in throughput per core, which gives a natural boost to Java processes.

As a shared, immutable ledger for recording the history of transactions, Blockchain is a revolutionary technology that is transforming business around the globe. It allows all members of a supply chain to share a digital ledger that is updated every time a transaction occurs. Members can view ledger progress in a common, transparent, and accessible record. Cryptographic privacy ensures that members only see the parts of the ledger relevant to them, and that transactions are secure, authenticated, and verifiable. Businesses and customers around the globe need to interface with each other to exchange assets such as currency, services, and information. Experts believe that Blockchain will do for transactions what the internet did for information. As a highly engineered platform designed for secure, data-serving workloads, IBM chose Emperor II to run the IBM Blockchain Platform. Blockchain is expected to radically improve the operational effectiveness of businesses around the globe by enabling more data points, quicker responses, increased trust, and tamper-proof records. Emperor II is the cornerstone of the IBM Blockchain offering.


IBM has been committed to Linux for decades and continues to invest in the Linux ecosystem. Emperor II provides a unique platform for any Linux solution requiring high availability, security features, or scalability and supports a wealth of new open source products such as Go, Python, Scala, Node.js, Docker, Spark, MongoDB, PostgreSQL, and MariaDB. Emperor II adds to IBM's commitment by allowing clients to take advantage of transformative technologies like Blockchain, gain cognitive insights through the use of Spark analytics, scale vertically with unmatched speed, provide highly secure data-serving capabilities, and leverage the use of application programming interfaces (APIs) to help create and deliver innovative, new customer services.

(1) Price comparison estimates based on a 3-year Total Cost of Ownership (TCO) using publicly available US prices (current as of January 1, 2016). Public Cloud TCO estimate includes costs (US East Region) of infrastructure (instances, data out, storage, support, free tier/reserved tier discounts), middleware, and labor. z13s and x86 TCO estimates include costs of infrastructure (system, memory, storage, virtualization, OS), middleware, and labor. Results may vary based on actual workloads, system configurations, customer applications, queries, and other variables in a production environment and may produce different results. Users of this document should verify the applicable data for their specific environment.

(2) Performance result is extrapolated from IBM internal tests running in a z14 LPAR with 10 dedicated IFLs and 16 GB memory 1000 BusyBox Docker containers with ApacheHTTP. Results may vary. Operating system was SLES 12 SP2 (SMT mode). Docker 1.12 was used.

(3) Performance comparison based on IBM internal tests comparing IBM z13s with one comparably configured x86 environment and one comparably configured public cloud running general purpose virtual machines designed to replicate typical IBM customer workload usage in the marketplace. System configurations are based on equivalence ratios derived from IBM internal studies and are as follows: Public Cloud configuration: total of 24 general purpose instances; x86 configuration: total of two x86 systems each with 24 Intel™ E5-2690 v3 cores, 192 GB memory, and 2x400 GB SSDs; z13s configuration: total of 8 cores, 384 GB memory, and Storwize® v7000 with 4x400 GB SSDs.

 [Back to top](#)[Back to top](#)

 Top rule

[Statement of general direction](#)

 Bottom rule

**Stabilization of z/VM V6.3 support:** IBM Emperor II is planned to be the last IBM LinuxONE server and IBM Rockhopper is planned to be the last midrange IBM LinuxONE server supported by z/VM V6.3 and the last IBM LinuxONE servers that will be supported when z/VM V6.3 is running as a guest. z/VM V6.3 will continue to be supported until December 31, 2017, as announced in Withdrawal Announcement [915-025](#), dated February 03, 2015.

**Future z/VM release guest support:** z/VM V6.4 will be the last z/VM release supported as a guest of z/VM V6.2 or older releases.

**Disk-only support for z/VM dumps:** z/VM V6.4 will be the last z/VM release to support tape as a media option for stand-alone, hard abend, and snap dumps. Subsequent releases will support dumps to ECKD™ DASD or FCP SCSI disks only.


**Dynamic Partition Manager support of ECKD:** IBM intends to deliver support for adding and configuring ECKD FICON® disks to partitions created in Dynamic Partition Manager (DPM) mode for Linux running in an LPAR, under KVM for IBM Z, and under z/VM V6.4.

**Extension of the IBM Secure Service Container framework:** IBM intends to extend the IBM Secure Service Container framework and make it available to external users to enable the development of container-based applications, on premises, with industry-leading container orchestration, enabling users to seamlessly integrate the mainframe with their enterprise-wide DevOps and container strategy. An IBM Secure Service Container beta program is planned to be available. See the [IBM Secure Service Container](#) website for additional information and prerequisites, and to apply for the program.


IBM's statements regarding its plans, directions, and intent are subject to change or withdrawal without notice at IBM's sole discretion. Information regarding potential future products is intended to outline our general product direction and it should not be relied on in making a purchasing decision. The information mentioned regarding potential future products is not a commitment, promise, or legal obligation to deliver any material, code, or functionality. Information about potential future products may not be incorporated into any contract. The development, release, and timing of any future features or functionality described for our products remain at our sole discretion.



 [Back to top](#)[Back to top](#)

 Top rule

[Reference information](#)

 Bottom rule

For more information about the IBM z13™, refer to Hardware Announcement [115-001](#), dated January 14, 2015.

For more information about Software withdrawal and support discontinuance: IBM z Systems™ platform selected products, refer to Withdrawal Announcement [915-025](#), dated February 03, 2015.

For more information on the IBM z13s and IBM LinuxONE, refer to Hardware Announcement [116-002](#), dated February 16, 2016.


For more information on the Enhanced support for shipping of IBM z13 and z13s servers, refer to Hardware Announcement [116-058](#), dated June 07, 2016.

For more information about the z/VM V6.4, refer to Software Announcement [216-075](#), dated October 25, 2016.

For more information about Sub-capacity pricing terms for z/VM and z/VM-based programs, refer to Software Announcement [217-267](#), dated July 17, 2017.

For more information about IBM z14, refer to Hardware Announcement [117-044](#), dated July 17, 2017.

 [Back to top](#)[Back to top](#)

 Top rule

[Product number](#)

 Bottom rule

Description	Machine type	Model	Feature
IBM Emperor II	3906	LM1	
		LM2	
		LM3	
		LM4	
		LM5	
MTU 1 --D			0001
MTU 100 --D			0002
MTU 1 --V			0003
MTU 100 --V			0004
GTU 1 -D			0005
GTU 100 -D			0006
GTU 1 -V			0007
GTU 100 -V			0008
GTU 1000 -D			0009
GTU 1000 -V			0010
HW for DPM			0016
Customized MRReport			0017
RPQ Cost Analysis Sizing			0018

Migration Offering Machine	0014
----------------------------	------

HMC	0082
HMC Rack Mount	0083
TKE Rack Mount w/4768	0085
TKE w/4768	0086
WWPN Persistence	0099
Mouse	0152
HMC Tower Keyboard	0153
HMC Rack Keybd/Monitor/Mouse	0154
TKE Tower Keyboard	0155
TKE Rack Keybd/Monitor/Mouse	0156
Client Must Provide Mouse	0186
Client Must Provide HMC Keybd	0187
Client Must Provide HMC KMM	0188
Client Must Provide TKE Keybd	0189
Client Must Provide TKE KMM	0190
Client Must Provide Display	0191
1 CPE Capacity Unit-IFL	0119
100 CPE Capacity Unit-IFL	0120

1 CPE Capacity Unit-SAP	0127
100 CPE Capacity Unit-SAP	0128
A Fr Radiator	4029
A Fr Water	4030
Air w/o TEIO & w/o HtrR	0072
Air w/o TEIO & w/HtR	0073
Air w/TEIO & w/o HtR	0074
Air w/TEIO & w/HtR	0075
Wat w/o TEIO & w/o HtrR	0076
Wat w/o TEIO & w/ HtR	0077
Wat w/TEIO & w/o HtR	0078
Wat w/TEIO & w/HtR	0079
Air w/o TEIO & w/o HtrR	0105
Air w/o TEIO & w/HtR	0106
Air w/TEIO & w/o HtR	0107
Air w/TEIO & w/HtR	0108
Wat w/o TEIO & w/o HtrR	0109
Wat w/o TEIO & w/HtR	0110
Wat w/TEIO & w/o HtR	0111
Wat w/TEIO & w/HtR	0112

Standard Cover Set	0160
Fanout Airflow GX++	0165
PCIe Fanout	0173
Fanout Airflow PCIe	0174
Manage FW Suite	0019
Automate FW Suite	0020
Ensemble membership	0025
PCIe Interconnect	0401
10 GbE RoCE Express2	0412
OSA-Express6S GbE LX	0422
OSA-Express6S GbE SX	0423
OSA-Express6S 10 GbE LR	0424
OSA-Express6S 10 GbE SR	0425
OSA-Express6S 1000BASE-T	0426
FICON Express16S+ LX	0427
FICON Express16S+ SX	0428
zEDC Express®	0420
Read Only Media Option	0845

TKE Addl Smart Cards	0892
----------------------	------

32GB USB Backup Media	0848
TKE 9.0 LIC	0879
TKE Smart Card Reader	0891
Crypto Express6S	0893
RFID Tag	0035
RFID Tag	0036
RFID Tag	0037

UID Label for DoD	0998
STP Enablement	1021
EMEA Special Operations	1022
32 GB Mem DIMM(5/feat)	1627
64 GB Mem DIMM(5/feat)	1628
128 GB Mem DIMM(5/feat)	1629
256 GB Mem DIMM(5/feat)	1630
512 GB Mem DIMM(5/feat)	1631
LICCC Ship Via Net Ind	1750

64GB Memory Capacity Incr	1893
256GB Memory Capacity Incr	1894
32GB Memory Capacity Incr	1898
32GB Memory Capacity Incr >1TB	1938
64GB Memory Capacity Incr >1TB	1939
256GB Memory Capacity Incr >1TB	1940
32GB Preplanned memory	1990
64GB Preplanned Memory	1991
Line Cord Plan Ahead	2000
256 GB Memory	1660
320 GB Memory	1661
384 GB Memory	1662
448 GB Memory	1663
512 GB Memory	1664
576 GB Memory	1665
704 GB Memory	1666
832 GB Memory	1667
960 GB Memory	1668
1088 GB Memory	1669
1216 GB Memory	1670

1344 GB Memory	1671
1472 GB Memory	1672
1600 GB Memory	1673
1856 GB Memory	1674
2112 GB Memory	1675
2368 GB Memory	1676
2624 GB Memory	1677
2880 GB Memory	1678
3136 GB Memory	1679
3392 GB Memory	1680
3648 GB Memory	1681
3904 GB Memory	1682
4416 GB Memory	1683
4928 GB Memory	1684
5440 GB Memory	1685
5952 GB Memory	1686
6464 GB Memory	1687
6976 GB Memory	1688
7488 GB Memory	1689
8000 GB Memory	1690



US English	0235
France	0236
German/Austrian	0237
LA Spanish	0238
Spain	0239
Italian	0240
French Canadian	0241
Portuguese	0242
UK English	0243
Norwegian	0244
Sweden Finland	0245
Netherlands	0246
Belgian French	0247
Denmark	0248
Swiss French/German	0249
Flat Panel Display	6096
Balanced Power Plan Ahead	3003
BPD Pair	3014
BPR Pair	3015
Internal Battery IBF	3216

Universal Lift Tool Upg Kit	3103
Universal Lift Tool/Ladder	3105
FDT Adapter Kit	3379
Fill and Drain Kit	3380
Serv Docs Optional Print	0033
CPACF Enablement	3863
PCIe I/O Drawer	4013
14ft Water Hose	7801
FQC Bracket & Mounting Hdw	7923
LC Duplex 6.6 ft Harness	7924
LC Duplex 8.5ft Harness	7925
LC Duplex 12 ft Harness	7926
Top Exit I/O Cabling	7942
Side Covers	7949
Non Raised Floor Support	7998
4-in-1 Bolt Down Kit	8003
3-in-1 Bolt Down Kit-W	8004
Bolt Down Kit, NRF	8005

380-520V DC TE Cord BPE-1	8947
200V 3PH TE Cord BPE-11	8952
380-520V DC TE Cord BPE-2	8953
200V 3PH TE Cord BPE-2	8955
14 ft 380-520V DC line cord	8963
14ft 200V 3PH cord	8993

480V 3PH TE Cord	8950
14 ft. 480V 3PH Line Cord	8983

14 ft 380-415V 3PH	8976
380-415V 3PH TE Cord	8977

Non RSF On/Off CoD			0032
Multi Order Ship Flag			9000
Multi Order Rec Only Flag-NB			9001
Multi Order Rec Only Flag-MES			9002
RPO Action Flag			9003
Downgraded PUs Per Request			9004
On/Off CoD 100 IFL Days			9874
On/Off CoD 100 SAP Days			9878

On/Off CoD Act IFL Day			9888
On/Off CoD authorization			9896
Perm upgr authorization			9898
CIU Activation (Flag)			9899
On-Line CoD Buying (Flag)			9900
On/Off CoD Act SAP Day			9909
CBU authorization			9910
CPE authorization			9912
OPO Sales authorization			9913
1 MSU day			9917
100 MSU days			9918
10000 MSU days			9919
1 IFL day			9920
100 IFL days			9921
1 SAP day			9928
100 SAP days			9929
Weight Distribution Kit			9970
Height Reduce Ship			9975
Height reduce for return			9976
CP4			1929
IFL			1933

SAP (optional)			1935
Unassigned IFL			1937
Additional CBU Test			6805
Total CBU Years Ordered			6817
CBU Records Ordered			6818
Single CBU IFL Year			6822
25 CBU IFL Year			6823
Single CBU SAP Year			6830
25 CBU SAP Year			6831
CBU Replenishment			6832
Capacity for Planned Event			6833
OPO Sales Flag			6835
OPO Sales Flag Alteration			6836
0-Way Processor CP4			2001
1-Way Processor CP4			2002
400 Capacity Marker			2519
401 Capacity Marker			2520

IBM Emperor II	3906	LM1	
Model LM1 Air Cooled			1107
Model LM1 Water Cooled			1112
IBM Emperor II	3906	LM2	
Model LM2 Air Cooled			1108
Model LM2 Water Cooled			1113
IBM Emperor II	3906	LM3	
Model LM3 Air Cooled			1109
Model LM3 Water Cooled			1114
IBM Emperor II	3906	LM4	
Model LM4 Air Cooled			1110
Model LM4 Water Cooled			1115
IBM Emperor II	3906	LM5	
Model LM5 Air Cooled			1111
Model LM5 Water Cooled			1116
IBM Emperor II	3906	LM2	

		LM3	
		LM4	
		LM5	
8512 GB Memory			1691
9024 GB Memory			1692
9536 GB Memory			1693
10048 GB Memory			1694
10560 GB Memory			1695
11072GB Memory			1696
11584 GB Memory			1697
12096 GB Memory			1698
12608 GB Memory			1699
13120 GB Memory			1700
13632 GB Memory			1701
14144 GB Memory			1702
14656 GB Memory			1703
15168 GB Memory			1704
15680 GB Memory			1705
16192 GB Memory			1706
IBM Emperor II	3906	LM3	
		LM4	

		LM5	
16704 GB Memory			1707
17216 GB Memory			1708
17728 GB Memory			1709
18240 GB Memory			1710
18732 GB Memory			1711
19264 GB Memory			1712
19776 GB Memory			1713
20288 GB Memory			1714
20800 GB Memory			1715
21312 GB Memory			1716
21824 GB Memory			1717
22336 GB Memory			1718
22848 GB Memory			1719
23360 GB Memory			1720
23872 GB Memory			1721
24384 GB Memory			1722
IBM Emperor II	3906	LM4	
		LM5	
24896 GB Memory			1723
25408 GB Memory			1724



25920 GB Memory			1725
26432 GB Memory			1726
26944 GB Memory			1727
27456 GB Memory			1728
27968 GB Memory			1729
28480 GB Memory			1730
28992 GB Memory			1731
29504 GB Memory			1732
30016 GB Memory			1733
30528 GB Memory			1734
31040 GB Memory			1735
31552 GB Memory			1736
32064 GB Memory			1737
32576 GB Memory			1738

## Model conversions

From	From	To	To		
Machine type	Model	Machine type	Model		Description
3906	LM1	3906	LM2	(*)	LM1 to LM2
3906	LM1	3906	LM3	(*)	LM1 to LM3
3906	LM1	3906	LM4	(*)	LM1 to LM4

From	From	To	To		
Machine type	Model	Machine type	Model		Description
3906	LM1	3906	M01	(*)	LM1 to M01
3906	LM1	3906	M02	(*)	LM1 to M02
3906	LM1	3906	M03	(*)	LM1 to M03
3906	LM1	3906	M04	(*)	LM1 to M04
3906	LM2	3906	LM3	(*)	LM2 to LM3
3906	LM2	3906	LM4	(*)	LM2 to LM4
3906	LM2	3906	M02	(*)	LM2 to M02
3906	LM2	3906	M03	(*)	LM2 to M03
3906	LM2	3906	M04	(*)	LM2 to M04
3906	LM3	3906	LM4	(*)	LM3 to LM4
3906	LM3	3906	M03	(*)	LM3 to M03
3906	LM3	3906	M04	(*)	LM3 to M04
3906	LM4	3906	M04	(*)	LM4 to M04
3906	LM5	3906	M05	(*)	LM5 to M05

(\*) Parts removed as a result of model conversions become the property of IBM.

## Feature conversions


From	From	To	To		
Machine type	FC	Machine type	FC		Description
3906	1107	3906	1108	(*)	LM1 air to LM2 air
3906	1107	3906	1109	(*)	LM1 air to LM3 air
3906	1107	3906	1110	(*)	LM1 air to LM4 air
3906	1107	3906	1023	(*)	LM1 air to M01 air
3906	1107	3906	1024	(*)	LM1 air to M02 air
3906	1107	3906	1025	(*)	LM1 air to M03 air
3906	1107	3906	1026	(*)	LM1 air to M04 air
3906	1108	3906	1109	(*)	LM2 air to LM3 air
3906	1108	3906	1110	(*)	LM2 air to LM4 air
3906	1108	3906	1024	(*)	LM2 air to M02 air
3906	1108	3906	1025	(*)	LM2 air to M03 air
3906	1108	3906	1026	(*)	LM2 air to M04 air
3906	1109	3906	1110	(*)	LM3 air to LM4 air
3906	1109	3906	1025	(*)	LM3 air to M03 air
3906	1109	3906	1026	(*)	LM3 air to M04 air
3906	1110	3906	1026	(*)	LM4 air to M04 air
3906	1111	3906	1027	(*)	LM5 air to M05 air
3906	1112	3906	1113	(*)	LM1 water to LM2 water
3906	1112	3906	1114	(*)	LM1 water to LM3 water

From	From	To	To		
Machine type	FC	Machine type	FC		Description
3906	1112	3906	1115	(*)	LM1 water to LM4 water
3906	1112	3906	1028	(*)	LM1 water to M01 water
3906	1112	3906	1029	(*)	LM1 water to M02 water
3906	1112	3906	1030	(*)	LM1 water to M03 water
3906	1112	3906	1031	(*)	LM1 water to M04 water
3906	1113	3906	1114	(*)	LM2 water to LM3 water
3906	1113	3906	1115	(*)	LM2 water to LM4 water
3906	1113	3906	1029	(*)	LM2 water to M02 water
3906	1113	3906	1030	(*)	LM2 water to M03 water
3906	1113	3906	1031	(*)	LM2 water to M04 water
3906	1114	3906	1115	(*)	LM3 water to LM4 water
3906	1114	3906	1030	(*)	LM3 water to M03 water
3906	1114	3906	1031	(*)	LM3 water to M04 water
3906	1115	3906	1031	(*)	LM4 water to M04 water
3906	1116	3906	1032	(*)	LM5 water to M05 water
3906	1933	3906	1935	(*)	IFL to SAP (opt)
3906	1933	3906	1937	(*)	IFL to uIFL
3906	1935	3906	1933	(*)	SAP(opt) to IFL
3906	1935	3906	1937	(*)	SAP(opt) to uIFL


From	From	To	To		
Machine type	FC	Machine type	FC		Description
3906	1937	3906	1933	(*)	uIFL to IFL
3906	1937	3906	1935	(*)	uIFL to SAP (opt)
3906	1990	3906	1898	(*)	32GBPreplnd Mem to 32GBCptyIncr
3906	1990	3906	1938	(*)	32GBPreplnd Mem to 32GBCptyIncr >1TB
3906	1991	3906	1893	(*)	64GBPreplnd Mem to 64GBCptyIncr
3906	1991	3906	1939	(*)	64GBPreplnd Mem to 64GBCptyIncr >1TB

(\*) Parts removed as a result of feature conversions become the property of IBM.

 [Back to top](#)

 Top rule


[Business Partner information](#)

 Bottom rule

If you are a Direct Reseller - System Reseller acquiring products from IBM, you may link directly to Business Partner information for this announcement. A PartnerWorld ID and password are required (use IBMid).

[BP Attachment for Announcement Letter 117-067](#)

 [Back to top](#)

 Top rule

## Publications



Bottom rule

The following publications are available now in the Library section of Resource Link®:

Title	Order number
IBM 3906 Installation Manual for Physical Planning (IMPP)	GC28-6965
PR/SM™ (TM) Planning Guide	SB10-7169
IOCP User's Guide for ICP	SB10-7172
Planning for Fiber Optic Links	GA23-1408

The following publications are shipped with the product and will be available at planned availability in the Library section of Resource Link:

Title	Order number
IBM 3906 Installation Manual	GC28-6964
IBM 3906 Service Guide	GC28-6966
Service Guide for TKE Workstations (Version 7.0)	GC28-6980
Systems Safety Notices	G229-9054
IBM Important Notices	G229-9056
IBM 3906 Safety Inspection	GC28-6963
Systems Environmental Notices and User Guide	Z125-5823
Statement of Limited Warranty	GC28-6979
License Agreement for Machine Code	SC28-6872

Title	Order number
License Agreement for Machine Code Addendum for Elliptic Curve Cryptography	GC27-2635

The following publications will be available at planned availability in the Library section of Resource Link:

Title	Order number
IBM 3906 Parts Catalog	GC28-6967
Service Guide for 2461 HMC	GC28-6981
Service Guide for 2461 Support Element	GC28-6982
Service Guide for HMCs and SEs	GC28-6983
Hardware Management Console Security	SC28-6987
SNMP Application Programming Interfaces	SB10-7171
Capacity on Demand User's Guide	SC28-6985
CHPID Mapping Tool User's Guide	GC28-6984
Hardware Management Console Web Services API (V2.14.0)	SC27-2636
IBM Dynamic Partition Manager (DPM) Guide	SB10-7170
Secure Service Container User's Guide	SC28-6978
Integrating the HMC's Broadband RSF into your Enterprise	SC28-6986
SCSI IPL - Machine Loader Messages	SC28-6948
Stand-Alone IOCP User's Guide	SB10-7173
Ensemble Workload Resource Group Management Guide	GC27-2633
Ensemble Planning Guide	GC27-2631

Title	Order number
OSA-Express® Customer Guide and Reference	SA22-7935
OSA Integrated Console Controller User's Guide	SC27-9003
OSA/SF on the Hardware Management Console	SC14-7580
FICON CTC Reference	SB10-7174
Maintenance Information for Fiber Optic Links	SY27-7696

**Resource Link:** Publications for IBM Emperor II can be obtained at the [Resource Link](#) website.

Using the instructions on the Resource Link panels, obtain a user ID and password. Resource Link has been designed for easy access and navigation.

### HMC and SE console documentation

At planned availability, the Hardware Management Console (HMC) and Support Element (SE) console documentation (Version 2.14.0) will be available from IBM Knowledge Center.

[IBM Knowledge Center](#) provides you with a single information center where you can access product documentation for IBM systems hardware, operating systems, and server software. Through a consistent framework, you can efficiently find information and personalize your access.

The following Redbooks® publications are available now. To order, contact your IBM representative.

Title	Order number
z14 <a href="#">Technical Introduction</a>	SG24-8450-00
z14 <a href="#">Technical Guide</a>	SG24-8451-00
z14 <a href="#">Configuration Setup</a>	SG24-8460-00
IBM z Systems <a href="#">Connectivity Handbook</a>	SG24-5444-17
IBM z Systems <a href="#">Functional Matrix</a>	REDP-5157-02



To download these Redbooks publications, go to the [IBM zEnterprise® System Redbooks](#) website.

For other IBM Redbooks publications, go to the main [IBM Redbooks](#) website.

**IBM Knowledge Center** provides you with a single information center where you can access product documentation for IBM systems hardware, operating systems, and server software. Through a consistent framework, you can efficiently find information and personalize your access. See [IBM Knowledge Center](#) website.

To access the IBM Publications Center Portal, go to the [IBM Publications Center](#) website.

The Publications Center is a worldwide central repository for IBM product publications and marketing material with a catalog of 70,000 items. Extensive search facilities are provided. A large number of publications are available online in various file formats, which can currently be downloaded.

 [Back to top](#)[Back to top](#)

 Top rule

[Services](#)

 Bottom rule

## Global Technology Services



IBM services include business consulting, outsourcing, hosting services, applications, and other technology management.

These services help you learn about, plan, install, manage, or optimize your IT infrastructure to be an on-demand business. They can help you integrate your high-speed networks, storage systems, application servers, wireless protocols, and an array of platforms, middleware, and communications software for IBM and many non-IBM offerings. IBM is your one-stop shop for IT support needs.

For details on available services, contact your IBM representative or go to the [IBM Global Technology Services®](#) website.

For details on available IBM Business Continuity and Recovery Services, contact your IBM representative or go to the [Resiliency Services](#) website.

Details on education offerings related to specific products can be found on the [IBM authorized training](#) website.

 Top rule
<a href="#">Technical information</a>
 Bottom rule

# Specified operating environment

## Physical specifications

### Physical specifications - IBM Emperor II Air Cooled Machine

Dimensions (rounded to the nearest 0.1" or 0.1 cm):

#### Systems with all covers

	Depth	Width	Height
Inches	73.5	63.6	79.3
Centimeters	186.7	156.5	201.3
Inches (O/H IO cable exit)	73.5	72.7	84.8*
Centimeters (O/H IO cable exit)	186.7	184.7	215.3

\*Note: The height with overhead I/O cable exit differs from the standard height only with the optional optical cable organizer feature installed.

#### Systems with all covers and height reduction

	Depth	Width	Height
Inches	73.5	61.6	70.3
Centimeters	186.7	156.5	178.5

Each frame with one side cover and without packaging

	Depth	Width	Height
Inches	50.0	30.7	79.3
Centimeters	127.0	78.0	201.3

Each frame on casters with one side cover and with packaging (domestic)

	Depth	Width	Height
Inches	57.4	32.4	79.8
Centimeters	145.8	82.2	202.6

Each frame with one side cover and with packaging (ARBO crate)

	Depth	Width	Height
Inches	63.4	36.5	87.6
Centimeters	161.0	92.7	222.5

Approximate weight:

System with IBF feature

	Newbuild Minimum System Model LM1 No I/O drawer	Newbuild Maximum System Model LM5 Max # of I/O drawers
kg	1512	2714
lb	3333	5983
kg (O/H IO cable exit)	1566	2768

	<b>Newbuild Minimum System Model LM1 No I/O drawer</b>	<b>Newbuild Maximum System Model LM5 Max # of I/O drawers</b>
lb (O/H IO cable exit)	3453	6103

### System without IBF feature

	<b>Newbuild Minimum System Model LM1 No I/O drawer</b>	<b>Newbuild Maximum System Model LM5 Max # of I/O drawers</b>
kg	1309	2410
lb	2886	5312
kg (O/H IO cable exit)	1364	2464
lb (O/H IO cable exit)	3006	5432

To ensure installability and serviceability in non-IBM industry-standard racks, review the installation planning information for any product-specific installation requirements.

The dc power feature has no effect on the machine dimensions and weight.

### Physical specifications - IBM Emperor II Water Cooled Machine

Dimensions (rounded to the nearest 0.1" or 0.1 cm):

#### Systems with all covers

	<b>Depth</b>	<b>Width</b>	<b>Height</b>
Inches	77.5	61.6	79.3
Centimeters	196.9	156.5	201.3
Inches (O/H IO cable exit)	77.5	72.7	84.8*
Centimeters (O/H IO cable exit)	196.9	184.7	215.3

\*Note: The height with overhead I/O cable exit differs from the standard height only with the optional optical cable organizer feature installed.

Systems with all covers and height reduction

	Depth	Width	Height
Inches	77.5	61.6	70.3
Centimeters	196.9	156.5	178.5

Each frame with one side cover and without packaging

	Depth	Width	Height
Inches	54.0	30.7	79.3
Centimeters	137.2	78.0	201.3

Each frame on casters with one side cover and with packaging (domestic)

	Depth	Width	Height
Inches	61.4	32.4	79.8
Centimeters	156.0	82.2	202.6

Each frame with one side cover and with packaging (ARBO crate)

	Depth	Width	Height
Inches	68.	36.5	87.6
Centimeters	171.7	92.7	222.5

Approximate weight:

## System with IBF feature

	Newbuild Minimum System Model LM1 No I/O drawer	Newbuild Maximum System Model LM5 Max # of I/O drawers
kg	1546	2737
lb	3408	6034
kg (O/H IO cable exit)	1600	2791
lb (O/H IO cable exit)	3528	6154

## System without IBF feature

	Newbuild Minimum System Model LM1 No I/O drawer	Newbuild Maximum System Model LM5 Max # of I/O drawers
kg	1343	2433
lb	2961	5363
kg (O/H IO cable exit)	1398	2487
lb (O/H IO cable exit)	3081	5483

To ensure installability and serviceability in non-IBM industry-standard racks, review the installation planning information for any product-specific installation requirements.

The dc power feature has no effect on the machine dimensions and weight.

## Operating environment

### Operating environment - IBM Emperor II Air Cooled Machine

Environmental class - ASHRAE 3

Temperature: 5° to 40°C (41° to 104°F) for all models up to 900 meters above sea level; maximum ambient reduces 1°C per 300 meters above 900 meters

Relative Humidity: 8% to 85%

Wet Bulb (Caloric Value): 25°C (77°F)

Operating Mode Max Dew Point: 24°C (75.2°F) - Operating Mode

### Electrical power (maximum)

Utility	LM1	LM2	LM3	LM4	LM5	Power Factor
200-240 V ac	10.4 kVA	19.0 kVA	23.3 kVA	28.3 kVA	29.9 kVA	0.996
380-415 V ac	10.6 kVA	19.3 kVA	23.8 kVA	28.9 kVA	30.6 kVA	0,978
480 V ac	10.9 kVA	20.0 kVA	24.7 kVA	29.9 kVA	31.6 kVA	0.961
400 V dc	10.1 kW	18.3 kW	22.6 kW	27.4 kW	29.0 kW	-

Capacity of Exhaust: 6370 cubic meters / hour (3800 CFM)

Noise level:

– Typical Configuration (Model LM2):

- Declared A-Weighted Sound Power Level, LWAd(B) = 7.8
- Declared A-Weighted Sound Pressure Level, LpAm(dB) = 59

– Maximum Configuration (Model LM5):

- Declared A-Weighted Sound Power Level, LWAd(B) = 8.1
- Declared A-Weighted Sound Pressure Level, LpAm(dB) = 62

Leakage and Starting Current: 70 mA / 170 A (approximately 100 microseconds)

### Systems

To ensure installability and serviceability in non-IBM industry-standard racks, review the installation planning information for any product-specific installation requirements.

### Operating environment - IBM Emperor II Water Cooled Machine

Environmental class - ASHRAE 3

Temperature: 5° to 40°C (41° to 104°F) for all models up to 900 meters above sea level; maximum ambient reduces 1°C per 300 meters above 900 meters

Relative Humidity: 8% to 85%

Wet Bulb (Caloric Value): 25°C (77°F)

Operating Mode Max Dew Point: 24°C (75.2°F) - Operating Mode

## Electrical power (maximum)

Utility	LM1	LM2	LM3	LM4	LM5	Power Factor
200-240 V ac	10.0 kVA	18.1 kVA	22.3 kVA	26.4 kVA	27.9 kVA	0.996
380-415 V ac	10.2 kVA	18.6 kVA	22.9 kVA	27.1 kVA	28.6 kVA	0,978
480 V ac	10.5 kVA	19.3 kVA	23.7 kVA	28.1 kVA	29.6 kVA	0.958
400 V dc	9.7 kW	17.7 kW	21.6 kW	25.6 kW	27.6 kW	-

Capacity of Exhaust: 5950 cubic meters / hour (3500 CFM)

Noise level:

– Typical Configuration (Model LM2)

- Declared A-Weighted Sound Power Level, LWAd(B) = 7.9
- Declared A-Weighted Sound Pressure Level, LpAm(dB) = 60

– Maximum Configuration (Model LM5)

- Declared A-Weighted Sound Power Level, LWAd(B) = 8.0
- Declared A-Weighted Sound Pressure Level, LpAm(dB) = 61

Leakage and Starting Current: 70 mA / 170 A (approximately 100 microseconds)

## Systems

To ensure installability and serviceability in non-IBM industry-standard racks, review the installation planning information for any product-specific installation requirements.

## Hardware requirements

The hardware requirements for the IBM LinuxONE servers, features, and functions are identified. **A new driver level is required.** HMC (V2.14.0) plus MCLs and the Support Element (V2.14.0) are planned to be available on September 13, 2017.

You should review the PSP buckets for minimum Machine Change Levels (MCLs) and software PTF levels before IPLing operating systems.

## HMC system support

The new functions available on the Hardware Management Console (HMC) version 2.14.0, as described, apply exclusively to IBM Emperor II and z14. However, the HMC version 2.14.0 will also support the



systems listed in the table below.

Family	Machine Type	Firmware Driver	SE Version	Ensemble Node Potential
z14 and Emperor II	3906	32	2.14.0	Yes
z13™ and Emperor	2964	27	2.13.1	Yes
z13s and Rockhopper	2965	27	2.13.1	Yes
zBX Node	2458 Mod 004	22	2.13.0	Required
zBC12	2828	15	2.12.1	Yes
zEC12	2827	15	2.12.1	Yes
z114	2818	93	2.11.1	Yes
z196	2817	93	2.11.1	Yes
z10™ BC	2098	79	2.10.2	No
z10 EC	2097	79	2.10.2	No

### Peripheral hardware and device attachments

IBM devices previously attached to IBM System z196, z114, zEC12, zBC12, z13, Emperor, z13s, Rockhopper, and z14 servers are supported for attachment to IBM Emperor II channels, unless otherwise noted. The subject I/O devices must meet the FICON and Fibre Channel Protocol (FCP) architectures to be supported. I/O devices that meet OEMI architecture requirements are supported only using an external converter. Prerequisite Engineering Change Levels may be required. For further detail, contact IBM service personnel.

While the IBM Emperor II supports devices as described above, IBM does not commit to provide support or service for an IBM device that has reached its End of Service effective date as announced by IBM.

Note: IBM cannot confirm the accuracy of performance, compatibility, or any other claims related to non-IBM products. Questions regarding the capabilities of non-IBM products should be addressed to the suppliers of those products.

Information on switches and directors qualified for IBM Z FICON and FCP channels can be found in the Library section of [Resource Link](#).

## Software requirements

### IBM Emperor II requires at a minimum:

- z/VM V6.4 with PTFs (compatibility including Crypto Express6S and OSA-Express6S support, z/Architecture® IPL).
- z/VM V6.3 with PTFs (compatibility including Crypto Express6S and OSA-Express6S support, z/Architecture IPL).
- Linux on z Systems™ - IBM plans to support running the following Linux on z Systems distributions on IBM Emperor II:
  - SUSE SLES 12 SP2 with service and SUSE SLES 11 SP4 with service.
  - Red Hat RHEL 7.3 with service and Red Hat RHEL 6.9 with service.
  - Ubuntu 16.04 LTS (or higher) with service.
  - IBM will be working to support the KVM hypervisor which is offered with the following Linux distributions: SLES 12 SP2 with service, and Ubuntu 16.04 LTS (or higher) with service.Note: For minimum required and recommended distribution levels refer to the [IBM Z](#) website.
- KVM for IBM Z 1.1.2 with latest Fixpack (toleration mode, until End of Service in March 2018).

### The following software requirements are listed for features and capabilities supported on IBM Emperor II:

**FICON Express16S+ (CHPID type FC)** when utilizing FICON or Channel-To-Channel (CTC), requires at a minimum:

- z/VM V6.4.
- z/VM V6.3.
- Linux on z Systems:
  - SLES 12 SP2 with service and SLES 11 SP4 with service.
  - RHEL 7.3 with service and RHEL 6.9 with service.
  - Ubuntu 16.04 LTS (or higher) with service.
  - IBM will be working to support the KVM hypervisor which is offered with the following Linux distributions: SLES 12 SP2 with service, and Ubuntu 16.04 LTS (or higher) with service.Note: For minimum required and recommended distribution levels refer to the [IBM Z](#) website.
- KVM for IBM Z 1.1.2 with latest Fixpack (toleration mode, until End of Service in March 2018).

**FICON Express16S+ (CHPID type FC)** for support of zHPF single-track operations requires at a minimum:

- z/VM V6.4.
- z/VM V6.3 for guest exploitation.
- Linux on z Systems:
  - SLES 12 SP2 with service and SLES 11 SP4 with service.

- RHEL 7.3 with service and RHEL 6.9 with service.
- Ubuntu 16.04 LTS (or higher) with service.
- IBM will be working to support the KVM hypervisor which is offered with the following Linux distributions: SLES 12 SP2 with service, and Ubuntu 16.04 LTS (or higher) with service.

Note: For minimum required and recommended distribution levels refer to the [IBM Z](#) website.

- KVM for IBM Z 1.1.2 with latest Fixpack (toleration mode, until End of Service in March 2018).

**FICON Express16S+ (CHPID type FC)** for support of zHPF multitrack operations requires at a minimum:

- z/VM V6.4.
  - z/VM V6.3 for guest exploitation.
  - Linux on z Systems:
    - SLES 12 SP2 with service and SLES 11 SP4 with service.
    - RHEL 7.3 with service and RHEL 6.9 with service.
    - Ubuntu 16.04 LTS (or higher) with service.
    - IBM will be working to support the KVM hypervisor which is offered with the following Linux distributions: SLES 12 SP2 with service, and Ubuntu 16.04 LTS (or higher) with service.
- Note: For minimum required and recommended distribution levels refer to the [IBM Z](#) website.

- KVM for IBM Z 1.1.2 with latest Fixpack (toleration mode, until End of Service in March 2018).

**FICON Express16S+ (CHPID type FCP)** for support of SCSI devices requires at a minimum:

- z/VM V6.4.
  - z/VM V6.3.
  - Linux on z Systems:
    - SLES 12 SP2 with service and SLES 11 SP4 with service.
    - RHEL 7.3 with service and RHEL 6.9 with service.
    - Ubuntu 16.04 LTS (or higher) with service.
    - IBM will be working to support the KVM hypervisor which is offered with the following Linux distributions: SLES 12 SP2 with service, and Ubuntu 16.04 LTS (or higher) with service.
- Note: For minimum required and recommended distribution levels refer to the [IBM Z](#) website.

- KVM for IBM Z 1.1.2 with latest Fixpack (toleration mode, until End of Service in March 2018).

**FICON Express16S+ (CHPID type FCP) support of hardware data router** requires at a minimum:

- z/VM V6.4 for guest exploitation.
- z/VM V6.3 for guest exploitation.
- Linux on z Systems:
  - SLES 12 SP2 with service and SLES 11 SP4 with service.
  - RHEL 7.3 with service and RHEL 6.9 with service.
  - Ubuntu 16.04 LTS (or higher) with service.

- IBM will be working to support the KVM hypervisor which is offered with the following Linux distributions: SLES 12 SP2 with service, and Ubuntu 16.04 LTS (or higher) with service.  
Note: For minimum required and recommended distribution levels refer to the [IBM Z](#) website.
- KVM for IBM Z 1.1.2 with latest Fixpack (toleration mode, until End of Service in March 2018).

**T10-DIF support** by the FICON Express16S+ features when defined as CHPID type FCP requires at a minimum:

- z/VM V6.4 for guest exploitation.
- z/VM V6.3 for guest exploitation.
- Linux on z Systems:
  - SLES 12 SP2 with service (DIF and DIX) and SLES 11 SP4 with service (DIF and DIX).
  - RHEL 7.3 with service (DIF and DIX) and RHEL 6.9 with service (DIF only).
  - Ubuntu 16.04 LTS (or higher) with service (DIF and DIX).
  - IBM will be working to support the KVM hypervisor which is offered with the following Linux distributions: SLES 12 SP2 with service, and Ubuntu 16.04 LTS (or higher) with service.  
Note: For minimum required and recommended distribution levels refer to the [IBM Z](#) website.
- KVM for IBM Z 1.1.2 with latest Fixpack (toleration mode, until End of Service in March 2018).

**OSA-Express6S GbE LX (#0422) and GbE SX (#0423)** require at a minimum:

CHPID type OSD:

- z/VM V6.4 with PTFs.
- z/VM V6.3 with PTFs.
- Linux on z Systems:
  - SLES 12 SP2 with service and SLES 11 SP4 with service.
  - RHEL 7.3 with service and RHEL 6.9 with service.
  - Ubuntu 16.04 LTS (or higher) with service.
  - IBM will be working to support the KVM hypervisor which is offered with the following Linux distributions: SLES 12 SP2 with service, and Ubuntu 16.04 LTS (or higher) with service.  
Note: For minimum required and recommended distribution levels refer to the [IBM Z](#) website.
- KVM for IBM Z 1.1.2 with latest Fixpack (toleration mode, until End of Service in March 2018).

CHPID type OSD without maximum port exploitation (one port on the PCIe adapter is available for use):

- z/VM V6.4 with PTFs.
- z/VM V6.3 with PTFs.
- Linux on z Systems:
  - SLES 12 SP2 with service and SLES 11 SP4 with service.
  - RHEL 7.3 with service and RHEL 6.9 with service.
  - Ubuntu 16.04 LTS (or higher) with service.

- IBM will be working to support the KVM hypervisor which is offered with the following Linux distributions: SLES 12 SP2 with service, and Ubuntu 16.04 LTS (or higher) with service.  
Note: For minimum required and recommended distribution levels refer to the [IBM Z](#) website.
- KVM for IBM Z 1.1.2 with latest Fixpack (toleration mode, until End of Service in March 2018).

**OSA-Express6S 10 GbE LR (#0424) and 10 GbE SR (#0425)** require at a minimum:

CHPID type OSD:

- z/VM V6.4 with PTFs.
- z/VM V6.3 with PTFs.
- Linux on z Systems:
  - SLES 12 SP2 with service and SLES 11 SP4 with service.
  - RHEL 7.3 with service and RHEL 6.9 with service.
  - Ubuntu 16.04 LTS (or higher) with service.
  - IBM will be working to support the KVM hypervisor which is offered with the following Linux distributions: SLES 12 SP2 with service, and Ubuntu 16.04 LTS (or higher) with service.  
Note: For minimum required and recommended distribution levels refer to the [IBM Z](#) website.
- KVM for IBM Z 1.1.2 with latest Fixpack (toleration mode, until End of Service in March 2018).

CHPID type OSX for access control to the intraensemble data network (IEDN) from IBM Emperor II to Unified Resource Manager functions:

- z/VM V6.4 to define, modify, and delete OSX CHPID types when z/VM is the controlling LPAR for dynamic I/O.
- z/VM V6.3 to define, modify, and delete OSX CHPID types when z/VM is the controlling LPAR for dynamic I/O.
- Linux on z Systems:
  - SLES 12 SP2 with service and SLES 11 SP4 with service.
  - RHEL 7.3 with service and RHEL 6.9 with service.
  - Ubuntu 16.04 LTS (or higher) with service.
  - IBM will be working to support the KVM hypervisor which is offered with the following Linux distributions: SLES 12 SP2 with service, and Ubuntu 16.04 LTS (or higher) with service.  
Note: For minimum required and recommended distribution levels refer to the [IBM Z](#) website.
- KVM for IBM Z 1.1.2 with latest Fixpack (toleration mode, until End of Service in March 2018).

**OSA-Express6S 1000BASE-T Ethernet (#0426)** requires at a minimum:

CHPID type OSD with exploitation of two ports per CHPID:

- z/VM V6.4 with PTFs.
- z/VM V6.3 with PTFs.

CHPID type OSD without maximum port exploitation (one port on the PCIe adapter is available for use):

- z/VM V6.4 with PTFs.
- z/VM V6.3 with PTFs.
- Linux on z Systems:
  - SLES 12 SP2 with service and SLES 11 SP4 with service.
  - RHEL 7.3 with service and RHEL 6.9 with service.
  - Ubuntu 16.04 LTS (or higher) with service.

Note: For minimum required and recommended distribution levels refer to the [IBM Z](#) website.

CHPID type OSM for intranode management network (INMN) :

- z/VM V6.4 to define, modify, and delete CHPID type OSM when z/VM is the controlling LPAR for dynamic I/O.
- z/VM V6.3 to define, modify, and delete CHPID type OSM when z/VM is the controlling LPAR for dynamic I/O.
- Linux on z Systems:
  - SLES 12 SP2 with service and SLES 11 SP4 with service.
  - RHEL 7.3 with service and RHEL 6.9 with service.
  - Ubuntu 16.04 LTS (or higher) with service.
  - IBM will be working to support the KVM hypervisor which is offered with the following Linux distributions: SLES 12 SP2 with service, and Ubuntu 16.04 LTS (or higher) with service.

Note: For minimum required and recommended distribution levels refer to the [IBM Z](#) website.

- KVM for IBM Z 1.1.2 with latest Fixpack (toleration mode, until End of Service in March 2018).

**Crypto Express6S (#0893) Toleration**, which treats Crypto Express6S cryptographic coprocessors and accelerators as Crypto Express5 coprocessors and accelerators, requires at a minimum:

- z/VM V6.4 with PTFs for guest exploitation and exploitation within the z/VM TLS/SSL server.
- z/VM V6.3 with PTFs for guest exploitation.
- Linux on z Systems: IBM is working with its Linux distribution partners to provide support via maintenance or future distribution releases for:
  - SLES 12 SP2 with service and SLES 11 SP4 with service.
  - RHEL 7.3 with service and RHEL 6.9 with service.
  - Ubuntu 16.04 LTS (or higher) with service.
  - IBM will be working to support the KVM hypervisor which is offered with the following Linux distributions: SLES 12 SP2 with service, and Ubuntu 16.04 LTS (or higher) with service.

Note: For minimum required and recommended distribution levels refer to the [IBM Z](#) website.

- KVM for IBM Z 1.1.2 with latest Fixpack (toleration mode, until End of Service in March 2018).

**Crypto Express6S (#0893) support of greater than 16 Domains** requires at a minimum:

- z/VM V6.4 with PTFs for guest exploitation and exploitation within the z/VM TLS/SSL server.

- z/VM V6.3 with PTFs for guest exploitation.
- Linux on z Systems: IBM is working with its Linux distribution partners to provide support via maintenance or future distribution releases for:
  - SLES 12 SP2 with service and SLES 11 SP4 with service.
  - RHEL 7.3 with service and RHEL 6.9 with service.
  - Ubuntu 16.04 LTS (or higher) with service.
  - IBM will be working to support the KVM hypervisor which is offered with the following Linux distributions: SLES 12 SP2 with service, and Ubuntu 16.04 LTS (or higher) with service.

Note: For minimum required and recommended distribution levels refer to the [IBM Z](#) website.
- KVM for IBM Z 1.1.2 with latest Fixpack (toleration mode, until End of Service in March 2018).

**Crypto Express6S (#0893) Exploitation** requires at a minimum:

- z/VM V6.4 with PTFs for guest exploitation.
- z/VM V6.3 with PTFs for guest exploitation.
- Linux on z Systems: IBM is working with its Linux distribution partners to provide support future distribution releases.

**10GbE RoCE Express2 (#0412) for Shared Memory Communications - Remote Direct Memory Access (SMC-R)** requires at a minimum:

- z/VM V6.4 with PTFs for guest exploitation.
- z/VM V6.3 with PTFs for guest exploitation.
- Linux on z Systems: IBM is working with its Linux distribution partners to provide support via maintenance or future distribution releases for:
  - SLES 12 SP2.
  - RHEL 7.
  - Ubuntu 16.04 LTS (or higher) with service.
  - IBM will be working to support the KVM hypervisor which is offered with the following Linux distributions: SLES 12 SP2 with service, and Ubuntu 16.04 LTS (or higher) with service.

Note: For minimum required and recommended distribution levels refer to the [IBM Z](#) website.
- KVM for IBM Z 1.1.2 with latest Fixpack (toleration mode, until End of Service in March 2018).

**10GbE RoCE Express2 (#0412) for Ethernet communications (which does not require a peer OSA) including Single Root I/O Virtualization (SR-IOV)** requires at a minimum:

- z/VM V6.4 with PTFs for guest exploitation.
- z/VM V6.3 with PTFs for guest exploitation.
- Linux on z Systems: Currently limited to experimental support in:
  - SLES 12 SP2.
  - RHEL 7.
  - Ubuntu 16.04 LTS (or higher) with service.



- IBM will be working to support the KVM hypervisor which is offered with the following Linux distributions: SLES 12 SP2 with service, and Ubuntu 16.04 LTS (or higher) with service.  
Note: For minimum required and recommended distribution levels refer to the [IBM Z](#) website.
- KVM for IBM Z 1.1.2 with latest Fixpack (toleration mode, until End of Service in March 2018).

**zEDC Express (#0420)** requires at a minimum:

- z/VM V6.4 for guest exploitation.
- z/VM V6.3 for guest exploitation.
- Linux on z Systems:
  - SLES 12 SP2 with service.
  - RHEL 7.3 with service.
  - Ubuntu 16.04 LTS (or higher) with service.
  - IBM will be working to support the KVM hypervisor which is offered with the following Linux distributions: SLES 12 SP2 with service, and Ubuntu 16.04 LTS (or higher) with service.  
Note: For minimum required and recommended distribution levels refer to the [IBM Z](#) website.
- KVM for IBM Z 1.1.2 with latest Fixpack (toleration mode, until End of Service in March 2018).

**Transactional memory** requires at a minimum:

- z/VM V6.4 for guest exploitation.
- Linux on z Systems:
  - SLES 12 SP2 with service and SLES 11 SP4 with service.
  - RHEL 7.3 with service and RHEL 6.9 with service.
  - Ubuntu 16.04 LTS (or higher) with service.
  - IBM will be working to support the KVM hypervisor which is offered with the following Linux distributions: SLES 12 SP2 with service, and Ubuntu 16.04 LTS (or higher) with service.  
Note: For minimum required and recommended distribution levels refer to the [IBM Z](#) website.
- KVM for IBM Z 1.1.2 with latest Fixpack (toleration mode, until End of Service in March 2018).

**2 GB Large Pages** requires at a minimum:

- Linux on z Systems: IBM is working with its Linux distribution partners to provide support via future distribution releases.

**Guarded Storage** requires at a minimum:

- z/VM V6.4 with PTFs for guest exploitation (December 15, 2017 availability).
- Linux on z Systems: IBM is working with its Linux distribution partners to provide support via future distribution releases.

**Instruction Execution Protection Facility** requires at a minimum:



- z/VM V6.4 with PTFs for guest exploitation (December 15, 2017 availability).
- Linux on z Systems: IBM is working with its Linux distribution partners to provide support via future distribution releases.

## Planning information

### Customer responsibilities

Information on customer responsibilities for site preparation can be found in the [Library](#) section of Resource Link.

### Installability


The average installation time for an IBM Emperor II is approximately 22 installer hours. This does not include planning hours. This assumes a full System Assurance Product Review, and implementation of the cable services have been performed. See your IBM representative for details on these services.

## Security, auditability, and control

The Emperor II uses the security and auditability features and functions of host hardware, host software, and application software.

The customer is responsible for evaluation, selection, and implementation of security features, administrative procedures, and appropriate controls in application systems and communications facilities.

 [Back to top](#)

 Top rule

[Terms and conditions](#)

 Bottom rule

## IBM Global Financing

Yes

## Products - terms and conditions

**Warranty period**

One year.

The following features are available on IBM LinuxONE machines (3906: LM1, LM2, LM3, LM4, LM5) but are not supported by IBM and are not warranted (that is, they are provided by IBM as is):

- 0025 Ensemble membership

To obtain copies of the IBM Statement of Limited Warranty, contact your reseller or IBM. An IBM part or feature installed during the initial installation of an IBM machine is subject to the full warranty period specified by IBM. An IBM part or feature that replaces a previously installed part or feature assumes the remainder of the warranty period for the replaced part or feature. An IBM part or feature added to a machine without replacing a previously installed part or feature is subject to a full warranty. Unless specified otherwise, the warranty period, type of warranty service, and service level of a part or feature are the same as those for the machine in which it is installed.

**Warranty service**

The specified level of maintenance service may not be available in all worldwide locations. Additional charges may apply outside IBM's normal service area. Contact your local IBM representative or your reseller for country- and location-specific information. IBM will repair the failing machine at your location and verify its operation. You must provide a suitable working area to allow disassembly and reassembly of the IBM machine. The area must be clean, well lit, and suitable for the purpose. The following service is available as warranty for your machine type.

- 24 hours per day, 7 days a week, same day response

**Warranty service upgrades**

The specified level of maintenance service may not be available in all worldwide locations. Additional charges may apply outside IBM's normal service area. Contact your local IBM representative or your reseller for country- and location-specific information.

IBM On-site Service: IBM will repair the failing machine at your location and verify its operation. You must provide a suitable working area to allow disassembly and reassembly of the IBM machine. The area must be clean, well lit, and suitable for the purpose.

The following service is provided.

- 24 hours per day, 7 days a week, same day response.

**Usage plan machine**

No

**IBM hourly service rate classification**

Three

When a type of service involves the exchange of a machine part, the replacement may not be new, but will be in good working order.

## General terms and conditions

### Field-installable features

Yes

### Model conversions

Yes

### Machine installation

Installation is performed by IBM. IBM will install the machine in accordance with the IBM installation procedures for the machine.

Contact IBM at 1-800-IBM-SERV (426-7378).

### Graduated program license charges apply

No

### Licensed Internal Code

IBM Licensed Internal Code (LIC) is licensed for use by a customer on a specific machine, designated by serial number, under the terms and conditions of the IBM License Agreement for Machine Code, to enable a specific machine to function in accordance with its specifications, and only for the capacity authorized by IBM and acquired by the customer. You can obtain the agreement by contacting your IBM representative or going to the [License Agreement](#) website.

Specific Machine Type Model:

- 3906-LM1
- 3906-LM2
- 3906-LM3
- 3906-LM4
- 3906-LM5

### Licensed Machine Code

Not applicable


### Other Installed Licensed Code

None

### Educational allowance

Not applicable

 [Back to top](#)

 Top rule

[Prices](#)

 Bottom rule

For additional information and current prices, contact your local IBM representative.

# Product charges

Desc	Machine type	Model	Feature code	**	EWFe	MMMC ind	INIT/ME
IBM Emperor II	3906	LM1		**		X	
		LM2		**		X	
		LM3		**		X	
		LM4		**		X	
		LM5		**		X	
MTU 1 - D			0001	**			MES
MTU 100 - D			0002	**			MES
MTU 1 - V			0003	**			Both
MTU 100 - V			0004	**			Both
GTU 1 -D			0005	**			MES
GTU 100- D			0006	**			MES

Desc	Machine type	Model	Feature code	**	EWFe	MMMC ind	INIT/ME
GTU 1 - V			0007	**			MES
GTU 100 - V			0008	**			MES
GTU 1000 - D			0009	**			MES
GTU 1000 - V			0010	**			MES
HW for DPM			0016	**			Both
Customized MRReport			0017	**			Both
RPQ Cost Analysis Sizing			0018	**			Both

Migration Offering Machine	0014	**	Init
----------------------------	------	----	------

HMC	0082	**	Both
HMC Rack Mount	0083	**	Both
TKE Rack Mount w/4768	0085	**	Both
TKE w/4768	0086	**	Both
WWPN Persistence	0099	**	Init
Mouse	0152	**	Both
HMC Tower Keyboard	0153	**	Both
HMC Rack Keybd/Monitor/Mouse	0154	**	Both
TKE Tower Keyboard	0155	**	Both

TKE Rack Keybd/Monitor/Mouse	0156	**	Both
Client Must Provide Mouse	0186	**	Both
Client Must Provide HMC Keybd	0187	**	Both
Client Must Provide HMC KMM	0188	**	Both
Client Must Provide TKE Keybd	0189	**	Both
Client Must Provide TKE KMM	0190	**	Both
Client Must Provide Display	0191	**	Both
1 CPE Capacity Unit-IFL	0119	**	Both
100 CPE Capacity Unit-IFL	0120	**	Both
1 CPE Capacity Unit-SAP	0127	**	Both
100 CPE Capacity Unit-SAP	0128	**	Both
A Fr Radiator	4029	**	Init
A Fr Water	4030	**	Init
Air w/o TEIO & w/o HtrR	0072	**	Both
Air w/o TEIO & w/HtrR	0073	**	Both
Air w/TEIO & w/o HtrR	0074	**	Both
Air w/TEIO & w/HtrR	0075	**	Both
Wat w/o TEIO & w/o HtrR	0076	**	Both
Wat w/o TEIO & HtrR	0077	**	Both

Wat w/TEIO & w/o HtrR	0078	**	Both
Wat w/TEIO & w/HtrR	0079	**	Both
ir w/o TEIO & w/o HtrR	0105	**	Both
Air w/o TEIO & w/HtrR	0106	**	Both
Air w/TEIO & w/o HtrR	0107	**	Both
Air w/TEIO & w/HtrR	0108	**	Both
Wat w/o TEIO & w/o HtrR	0109	**	Both
Wat w/o TEIO & w/HtrR	0110	**	Both
Wat w/TEIO & w/o HtrR	0111	**	Both
Wat w/TEIO & w/HtrR	0112	**	Both
Standard Cover Set	0160	**	Both
Fanout Airflow GX++	0165	**	Both
PCIe Fanout	0173	**	Both
Fanout Airflow PCIe	0174	**	Both
Manage FW Suite	0019	**	Both
Automate FW Suite	0020	**	Both
Ensemble membership	0025	**	Both
PCIe Interconnect	0401	**	Both

10 GbE RoCE Express2	0412	**	Both
OSA-Express6S GbE LX	0422	**	Both
OSA-Express6S GbE SX	0423	**	Both
OSA-Express6S 10 GbE LR	0424	**	Both
OSA-Express6S 10 GbE SR	0425	**	Both
OSA-Express6S 1000BASE-T	0426	**	Both
FICON Express16S+ LX 0427	0427	**	Both
FICON Express16S+ SX	0428	**	Both
zEDC Express	0420	**	Both
ReadOnly Media Option	0845	**	Both
TKE Addl Smart Cards	0892	**	Both

32GB USB Backup Media			0848
TKE 9.0 LIC			0879
TKE Smart Card Reader			0891
RFID Tag			0035
RFID Tag			0036
RFID Tag			0037

All countries EXCEPT China			
Crypto Express6S	0893	**	Both



All countries EXCEPT China			
All countries EXCEPT China			

UID Label for DoD			0998
STP Enablement			1021
EMEA Special Operations			1022
32 GB Mem DIMM(5/feat)			1627
64 GB Mem DIMM(5/feat)			1628
128 GB Mem DIMM(5/feat)			1629
256 GB Mem DIMM(5/feat)			1630
512 GB Mem DIMM(5/feat)			1631
LICCC Ship Via Net Ind			1750
64GB Memory Capacity Incr			1893
256GB Memory Capacity Incr			1894
32GB Memory Capacity Incr			1898
32GB Memory Capacity Incr >1TB			1938
64GB Memory Capacity Incr >1TB			1939
256GB Memory Capacity Incr >1TB			1940
32GB Preplanned Memory			1990

64GB Preplanned Memory			1991
Line Cord Plan Ahead			2000
256 GB Memory			1660
320 GB Memory			1661
384 GB Memory			1662
448 GB Memory			1663
512 GB Memory			1664
576 GB Memory			1665
704 GB Memory			1666
832 GB Memory			1667
960 GB Memory			1668
1088 GB Memory			1669
1216 GB Memory			1670
1344 GB Memory			1671
1472 GB Memory			1672
1600 GB Memory			1673
1856 GB Memory			1674
2112 GB Memory			1675
2368 GB Memory			1676
2624 GB Memory			1677

2880 GB Memory			1678
3136 GB Memory			1679
3392 GB Memory			1680
3648 GB Memory			1681
3904 GB Memory			1682
4416 GB Memory			1683
4928 GB Memory			1684
5440 GB Memory			1685
5952 GB Memory			1686
6464 GB Memory			1687
6976 GB Memory			1688
7488 GB Memory			1689
8000 GB Memory			1690
US English			0235
France			0236
German/Austrian			0237
LA Spanish			0238
Spain			0239
Italian			0240
French Canadian			0241

Portuguese			0242
UK English			0243
Norwegian			0244
Sweden Finland			0245
Netherlands			0246
Belgian French			0247
Denmark			0248
Swiss French/German			0249
Flat Panel Display			6096
Balanced Power Plan Ahead			3003
BPD Pair			3014
BPR Pair			3015
Internal Battery IBF			3216
Universal Lift Tool Upgr Kit			3103
Universal Lift Tool/Ladder			3105
FDT Adapter Kit			3379
Fill and Drain Kit			3380
Serv Docs Optional Print			0033
CPACF Enablement			3863

PCIe I/O Drawer			4013
14ft Water Hose			7801
FQC Bracket & Mounting Hdw			7923
LC Duplex 6.6 ft Harness			7924
LC Duplex 8.5ft Harness			7925
LC Duplex 12 ft Harness			7926
Top Exit I/O Cabling			7942
Side Covers			7949
Non Raised Floor Support			7998
4-in-1 Bolt Down Kit			8003
3-in-1 Bolt Down Kit-W			8004
Bolt Down Kit, NRF			8005

380-520V DC TE Cord BPE-1			8947
200V 3PH TE Cord BPE-11			8952
380-520V DC TE Cord BPE-2			8953
200V 3PH TE Cord BPE-2			8955
14 ft 380-520V DC line cord			8963
14ft 200V 3PH cord			8993

480V 3PH TE Cord			8950
14 ft. 480V 3PH Line Cord			8983

14 ft 380-415V 3PH			8976
380-415V 3PH TE Cord			8977

Non RSF On/Off CoD			0032	**
Multi Order Ship Flag			9000	**
Multi Order Rec Only Flag-NB			9001	**
Multi Order Rec Only Flag-MES			9002	**
RPO Action Flag			9003	**
Downgraded PUs Per Request			9004	**
On/Off CoD 100 IFL Days			9874	**
On/Off CoD 100 SAP Days			9878	**
On/Off CoD Act IFL Day			9888	**
On/Off CoD authorization			9896	**
Perm upgr authorization			9898	**
CIU Activation (Flag)			9899	**
On-Line CoD Buying (Flag)			9900	**
On/Off CoD Act SAP Day			9909	**

CBU authorization			9910	**
CPE authorization			9912	**
OPO Sales authorization			9913	**
1 MSU day			9917	**
100 MSU days			9918	**
10000 MSU days			9919	**
1 IFL day			9920	**
100 IFL days			9921	**
1 SAP day			9928	**
100 SAP days			9929	**
Weight Distribution Kit			9970	**
Height Reduce Ship			9975	**
Height reduce for return			9976	**
CP4			1929	**
IFL			1933	**
SAP (optional)			1935	**
Unassigned IFL			1937	**

Additional CBU Test			6805	**		
Total CBU Years Ordered			6817	**		
CBU Records Ordered			6818	**		

Single CBU IFL Year			6822	**		
25 CBU IFL Year			6823	**		
Single CBU SAP Year			6830	**		
25 CBU SAP Year			6831	**		
CBU Replenishment			6832	**		
Capacity for Planned Event			6833	**		
OPO Sales Flag			6835	**		
OPO Sales Flag Alteration			6836	**		
0-Way Processor CP4			2001	**		X
1-Way Processor CP4			2002	**		X
400 Capacity Marker			2519	**		
401 Capacity Marker			2520	**		
IBM Emperor II	3906	LM1				
Model LM1 Air Cooled			1107	**		X
Model LM1 Water Cooled			1112	**		X
IBM Emperor II	3906	LM2				
Model LM2 Air Cooled			1108	**		X



Model LM2 Water Cooled			1113	**		X
IBM Emperor II	3906	LM3				
Model LM3 Air Cooled			1109	**		X
Model LM3 Water Cooled			1114	**		X
IBM Emperor II	3906	LM4				
Model LM4 Air Cooled			1110	**		X
Model LM4 Water Cooled			1115	**		X
IBM Emperor II	3906	LM5				
Model LM5 Air Cooled			1111	**		X
Model LM5 Water Cooled			1116	**		X
IBM Emperor II	3906	LM2				
		LM3				
		LM4				
		LM5				
8512 GB Memory			1691	**		
9024 GB Memory			1692	**		

9536 GB Memory			1693	**		
10048 GB Memory			1694	**		
10560 GB Memory			1695	**		
11072 GB Memory			1696	**		
11584 GB Memory			1697	**		
12096 GB Memory			1698	**		
12608 GB Memory			1699	**		
13120 GB Memory			1700	**		
13632 GB Memory			1701	**		
14144 GB Memory			1702	**		
14656 GB Memory			1703	**		
15168 GB Memory			1704	**		
15680 GB Memory			1705	**		
16192 GB Memory			1706	**		
IBM Emperor II	3906	LM3				
		LM4				
		LM5				
16704 GB Memory			1707	**		
17216 GB Memory			1708	**		
17728 GB Memory			1709	**		

18240 GB Memory			1710	**		
18752 GB Memory			1711	**		
19264 GB Memory			1712	**		
19776 GB Memory			1713	**		
20288 GB Memory			1714	**		
20800 GB Memory			1715	**		
21312 GB Memory			1716	**		
21824 GB Memory			1717	**		
22336 GB Memory			1718	**		
22848 GB Memory			1719	**		
23360 GB Memory			1720	**		
23872 GB Memory			1721	**		
24384 GB Memory			1722	**		
IBM Emperor II	3906	LM4				
		LM5				
24896 GB Memory			1723	**		
25408 GB Memory			1724	**		
25920 GB Memory			1725	**		
26432 GB Memory			1726	**		
26944 GBMemory			1727	**		

27456 GB Memory			1728	**		
27968 GB Memory			1729	**		
28480 GB Memory			1730	**		
28992 GB Memory			1731	**		
29504 GB Memory			1732	**		
30016 GB Memory			1733	**		
30528 GB Memory			1734	**		
31040 GB Memory			1735	**		
31552 GB Memory			1736	**		
32064 GB Memory			1737	**		
32576 GB Memory			1738	**		

\*\* Parts removed or replaced become the property of IBM and must be returned.

## Annual minimum maintenance charges

Not applicable

## ServiceElect (ESA) charges

For ServiceElect (ESA) maintenance service charges, contact IBM Global Services at 888-IBM-4343 (426-4343).

## Model conversions

From		To	Model	Returned parts	Continuous Maintenance
Machine type	Model	Machine type			
3906	LM1	3906	LM2	Y	Y
3906	LM1	3906	LM3	Y	Y
3906	LM1	3906	LM4	Y	Y
3906	LM1	3906	M01	Y	Y
3906	LM1	3906	M02	Y	Y
3906	LM1	3906	M03	Y	Y
3906	LM1	3906	M04	Y	Y
3906	LM2	3906	LM3	Y	Y
3906	LM2	3906	LM4	Y	Y
3906	LM2	3906	M02	Y	Y
3906	LM2	3906	M03	Y	Y
3906	LM2	3906	M04	Y	Y
3906	LM3	3906	LM4	Y	Y
3906	LM3	3906	M03	Y	Y
3906	LM3	3906	M04	Y	Y
3906	LM4	3906	M04	Y	Y
3906	LM5	3906	M05	Y	Y
3906	LM1	3906	LM2	Y	Y
3906	LM1	3906	LM3	Y	Y

From		To	Model	Returned parts	Continuous Maintenance
Machine type	Model	Machine type			
3906	LM1	3906	LM4	Y	Y
3906	LM1	3906	M01	Y	Y
3906	LM1	3906	M02	Y	Y
3906	LM1	3906	M03	Y	Y
3906	LM1	3906	M04	Y	Y
3906	LM2	3906	LM3	Y	Y
3906	LM2	3906	LM4	Y	Y
3906	LM2	3906	M02	Y	Y
3906	LM2	3906	M03	Y	Y
3906	LM2	3906	M04	Y	Y
3906	LM3	3906	LM4	Y	Y
3906	LM3	3906	M03	Y	Y
3906	LM3	3906	M04	Y	Y
3906	LM4	3906	M04	Y	Y
3906	LM5	3906	M05	Y	Y

Parts removed or replaced become the property of IBM and must be returned.

## Feature conversions

From		To		Returned Parts	Continuous Maintenance
Machine type	FC	Machine type	FC		
3906	1107	3906	1108	Y	Y
3906	1107	3906	1109	Y	Y
3906	1107	3906	1110	Y	Y
3906	1107	3906	1023	Y	Y
3906	1107	3906	1024	Y	Y
3906	1107	3906	1025	Y	Y
3906	1107	3906	1026	Y	Y
3906	1108	3906	1109	Y	Y
3906	1108	3906	1110	Y	Y
3906	1108	3906	1024	Y	Y
3906	1108	3906	1025	Y	Y
3906	1108	3906	1026	Y	Y
3906	1109	3906	1110	Y	Y
3906	1109	3906	1025	Y	Y
3906	1109	3906	1026	Y	Y
3906	1110	3906	1026	Y	Y
3906	1111	3906	1027	Y	Y
3906	1112	3906	1113	Y	Y
3906	1112	3906	1114	Y	Y

From		To		Returned Parts	Continuous Maintenance
Machine type	FC	Machine type	FC		
3906	1112	3906	1115	Y	Y
3906	1112	3906	1028	Y	Y
3906	1112	3906	1029	Y	Y
3906	1112	3906	1030	Y	Y
3906	1112	3906	1031	Y	Y
3906	1113	3906	1114	Y	Y
3906	1113	3906	1115	Y	Y
3906	1113	3906	1029	Y	Y
3906	1113	3906	1030	Y	Y
3906	1113	3906	1031	Y	Y
3906	1114	3906	1115	Y	Y
3906	1114	3906	1030	Y	Y
3906	1114	3906	1031	Y	Y
3906	1115	3906	1031	Y	Y
3906	1116	3906	1032	Y	Y
3906	1933	3906	1935	Y	Y
3906	1933	3906	1937	Y	Y
3906	1935	3906	1933	Y	Y
3906	1935	3906	1937	Y	Y



From		To		Returned Parts	Continuous Maintenance
Machine type	FC	Machine type	FC		
3906	1937	3906	1933	Y	Y
3906	1937	3906	1935	Y	Y
3906	1990	3906	1898	Y	Y
3906	1990	3906	1938	Y	Y
3906	1991	3906	1893	Y	Y
3906	1991	3906	1939	Y	Y


Parts removed or replaced become the property of IBM and must be returned.

## IBM Global Financing

IBM Global Financing provides purchasing power to help create the competitive advantage and financial stability customers need to save, re-invest, and innovate their IT infrastructure. We offer credit-qualified customers a range of customizable leasing options and payment plans, ready to be tailored to meet specific project needs. Financing solutions from IBM Global Financing can help you stretch your budget and affordably acquire new technology solutions. Our offerings include financing for IT acquisition, including hardware, software, and on- and off-premises services from both IBM and other manufacturers or vendors. Beyond the initial acquisition, our end-to-end approach to IT management can also help keep technology current, reduce costs, minimize risk, and preserve your ability to make flexible IT infrastructure decisions throughout the entire technology lifecycle. Contact your local IBM Global Financing organization or go to the [IBM Financing](#) website for more information.

IBM Global Financing offerings are provided through IBM subsidiaries and divisions worldwide to qualified commercial and government clients. Rates and availability are based on a client's credit rating, financing terms, offering type, equipment and product type, and options, and may vary by country. Non-hardware items must be one-time, nonrecurring charges and are financed by means of loans. Other restrictions may apply. Rates and offerings are subject to change, extension, or withdrawal without notice and may not be available in all countries. IBM and IBM Global Financing do not, nor intend to, offer or provide accounting, tax, or legal advice to clients. Clients should consult with their own financial, tax, and legal advisors. Any tax or accounting treatment decisions made by or on behalf of the client are the sole responsibility of the client.

 [Back to top](#)[Back to top](#)

 Top rule

[Order now](#)

 Bottom rule

To order, contact the Americas Call Centers, your local IBM representative, or your IBM Business Partner. To identify your local IBM representative or IBM Business Partner call 800-IBM-4YOU (426-4968). For more information, contact the Americas Call Centers.

Phone: 800-IBM-CALL (426-2255)

Fax: 800-2IBM-FAX (242-6329)

For IBM representative: [callserv@ca.ibm.com](mailto:callserv@ca.ibm.com)

For IBM Business Partner: [pwcs@us.ibm.com](mailto:pwcs@us.ibm.com)

Mail:

IBM Teleweb Customer Support  
ibm.com® Sales Execution Center, Americas North  
3500 Steeles Ave. East, Tower 3/4  
Markham, Ontario  
Canada L3R 2Z1

Reference:

YE001

The Americas Call Centers, our national direct marketing organization, can add your name to the mailing list for catalogs of IBM products.

**Note:** Shipments will begin after the planned availability date.

#### **Trademarks**

IBM LinuxONE, z Systems, IBM LinuxONE Emperor, PR/SM, ECKD, Processor Resource/Systems Manager, z13, IBM z13, IBM z Systems and z10 are trademarks of IBM Corporation in the United States, other countries, or both.

IBM, DB2, z/VM, Resource Link, Global Technology Services, FICON, Express, z/Architecture, XIV, RACF, Storwize, Redbooks, zEnterprise and ibm.com are registered trademarks of IBM Corporation in the United States, other countries, or both.

Oracle and Java are trademarks of Oracle and/or its affiliates in the United States, other countries, or both.

Linux is a registered trademark of Linus Torvalds in the United States, other countries, or both.

Intel is a trademark of Intel Corporation or its subsidiaries in the United States and other countries.

Other company, product, and service names may be trademarks or service marks of others.

### **Terms of use**

IBM products and services which are announced and available in your country can be ordered under the applicable standard agreements, terms, conditions, and prices in effect at the time. IBM reserves the right to modify or withdraw this announcement at any time without notice. This announcement is provided for your information only. Additional terms of use are located on

[Terms of use](#)

For the most current information regarding IBM products, consult your IBM representative or reseller, or visit the [IBM worldwide contacts page](#)

[IBM United States](#)