

Navigating the Web Interface

Logon on to Shopz

- Logon to Shopz and place an order for z/VM Service (PTFs, APARs or order an RSU), follow on screen instructions.
- Once the order has been submitted and you have received an email saying it is available for download.
- Select the order you wish to download using the following screen.

My orders

Shopz makes ordering and managing your z Systems software easy.

Shopz

My orders

My preferences

My hardware systems

My licensed/installed software

My downloads

Overview

Create new order

Draft orders

Processing

Awaiting approval

Completed

Download

Download U02292183-Service - 2021-07-26 test docs

Download expires on 9 Aug 2021

Packing list for Order# B7036245

 [View Now \(0.018 MB\)](#)

Installation instructions

 [View now](#)

RSU Materials for Service Order# B7036245

[→ Download to your workstation using IBM Download Director](#)

[→ Download to your workstation using HTTPS](#)

- On the Download page, select the option to download using HTTPS.
- On your 3270-session with z/VM, start the GETSHOPZ program. Point your browser to the URL shown in the welcome message when the GETSHOPZ program is started. The web page uses tab-based navigation; the first tab is for “Direct-to-Host” and the second tab is to upload service files from your workstation.
- Select the appropriate tab.

Direct to Host transfer using GetShopz

z/VM Service Transfer

Direct to Host Transfer Workstation Upload Help

Transfer files by URL

This option facilitates the transfer of z/VM service files directly from IBM ShopZ to your z/VM System.

Paste the URLs below, or select file with URLs to transfer:

Browse

Or paste the URLs below:

Submit

Contact Privacy Terms of use Accessibility

Copy the URLs of the Shopz download page into the input area in the center of the page.

- For each of the download links presented, right-click the link to copy the URL. Then Alt-Tab to your GetShopz application, and paste with Ctrl-V into the input area. Alt-Tab to the Shopz page again to copy the next URL. When pasting with Ctrl-V, make sure to start each next URL on a new line.

Shopz **My orders** My preferences My hardware systems

Overview Create new order Draft orders Processing Awa

Download U02292183-Service - 2021-07-26

Download expires on 9 Aug 2021

RSU Materials for Service Order# B7036245 (1 of 4)

 [Download to your workstation \(0.031 MB\)](#)

RSU Materials for Service Order# B7036245 (2 of 4)

 [Download to your workstation \(44.3 MB\)](#)

RSU Materials for Service Order# B7036245 (3 of 4)

 [Download to your workstation \(0.005 MB\)](#)

RSU Materials for Service Order# B7036245 (4 of 4)

 [Download to your workstation \(0.003 MB\)](#)

 [Return to main download page.](#)

z/VM Service Transfer

Direct to Host Transfer

Workstation Upload

Help

Transfer files by URL

This option facilitates the transfer of z/VM service files directly from IBM ShopZ to your z/VM System.

Paste the URLs below, or select file with URLs to transfer:

Browse

Or paste the URLs below:

```
https://deliverycb-bld.dhe.ibm.com/sdfdl/v2/edelivery/S015186371/S3422c08/2021072636245/PROD/Xa.2/Xb.2M6bqdVDVIVYB2h58qZQ4nM/Xc.S015186371/S3422c08/2021072636245/PROD/S0001.SHOPZ.S7036245.SHIPDOC.pax.Z/Xd./Xf.LpR.F1AZ/Xg.11348143/Xi./XY.shopz/XZ.TlybNINsixngKcWe4Mvz7mDMm6UBsz4m/S0001.SHOPZ.S7036245.SHIPDOC.pax.Z
https://deliverycb-bld.dhe.ibm.com/sdfdl/v2/edelivery/S015186371/S3422c08/2021072636245/PROD/Xa.2/Xb.2M6bqdVDVIVYB2h58gKokKQ/Xc.S015186371/S3422c08/2021072636245/PROD/S0002.SHOPZ.S7036245.SHIPRSU1.pax.Z/Xd./Xf.LpR.F1AZ/Xg.11348143/Xi./XY.shopz/XZ.kBQMTRH1jBSIDYf6SLILJQboHGLNstv_/S0002.SHOPZ.S7036245.SHIPRSU1.pax.Z
https://deliverycb-bld.dhe.ibm.com/sdfdl/v2/edelivery/S015186371/S3422c08/2021072636245/PROD/Xa.2/Xb.2M6bqdVDVIVYB2h58hUUD44/Xc.S015186371/S3422c08/2021072636245/PROD/GIMPAF.XSL/Xd./Xf.LpR.F1AZ/Xg.11348143/Xi./XY.shopz/XZ.L3RabSJooLs-xU6mjGPX6IWR9LRfvt6v/GIMPAF.XSL
https://deliverycb-bld.dhe.ibm.com/sdfdl/v2/edelivery/S015186371/S3422c08/2021072636245/PROD/Xa.2/Xb.2M6bqdVDVIVYB2h58gE_OVs/Xc.S015186371/S3422c08/2021072636245/PROD/GIMPAF.XSL/Xd./Xf.LpR.F1AZ/Xg.11348143/Xi./XY.shopz/XZ.Dhew929.N...v71U7QdP2ngdW50umCy/GIMPAF.XSL
```

Submit

Click the [Submit] button to initiate the transfer.

File Integrity Check

Filename	Size	CMS File	Blocks	Transfer	Transfer Rate	Status
S0001.SHOPZ.S7036245.SHIPDOC.pax.Z	31.5 kB	6245DOC TXT F	5	Completed	298.49 kB/s	From deliverycb-bld.dhe.ibm.com
S0002.SHOPZ.S7036245.SHIPRSU1.pax.Z	44.3 MB	6245RSU1 SERVLINK F	30487	Completed	1173.10 kB/s	From deliverycb-bld.dhe.ibm.com
GIMPAF.XSL	4.9 kB	06221761 GIMXSL F	2	Completed	85.65 kB/s	From deliverycb-bld.dhe.ibm.com
<u>GIMPAF.XML</u>	2.7 kB	05595217 GIMPAF F	1	Completed	21.91 MB/s	

The GIMPAF.XML file is a cover letter included in the delivery of your order. It lists the files that make up the delivery with their respective SHA fingerprint. The cover letter has a self-contained SHA fingerprint. During transfer of the data, the fingerprint for each file is computed and compared with the stated fingerprint in the cover letter.

For the actual service files, the corresponding GIMPAF file is stated when the fingerprint matches the cover letter.

Workstation Upload process

z/VM Service Transfer

Direct to Host Transfer

Workstation Upload

Help

Upload files from workstation

This option facilitates the transfer of z/VM service files locally from your computer to the z/VM System.

Drag and drop the service files to the upload area below or select service files to upload:

Browse



For the Workstation Upload method, first download the packages to your workstation.

The screenshot shows a user interface with a navigation bar at the top. The navigation bar has four main tabs: "Shopz", "My orders", "My preferences", and "My hardware systems". Below these are sub-tabs: "Overview", "Create new order", "Draft orders", "Processing", and "Awa". The main content area is titled "Download U02292183-Service - 2021-07-26". Below the title, it says "Download expires on 9 Aug 2021". There are four download links, each for "RSU Materials for Service Order# B7036245" (1 of 4, 2 of 4, 3 of 4, and 4 of 4). Each link includes a download icon and the text "Download to your workstation" followed by the file size in MB. At the bottom, there is a back arrow and the text "Return to main download page."

Shopz **My orders** My preferences My hardware systems

Overview Create new order Draft orders Processing Awa

Download U02292183-Service - 2021-07-26

Download expires on 9 Aug 2021

RSU Materials for Service Order# B7036245 (1 of 4)
↓ Download to your workstation (0.031 MB)





RSU Materials for Service Order# B7036245 (2 of 4)
↓ Download to your workstation (44.3 MB)

RSU Materials for Service Order# B7036245 (3 of 4)
↓ Download to your workstation (0.005 MB)

RSU Materials for Service Order# B7036245 (4 of 4)
↓ Download to your workstation (0.003 MB)

← Return to main download page.

When using Edge or Internet Explorer, the DownloadDirector may be helpful to download all the files for an order in a separate folder. Otherwise, right-click each URL and save the file on your workstation.

<input type="checkbox"/>	Name	Date modified	Type	Size
▼	Today (4)			
<input checked="" type="checkbox"/>	 GIMPAF(4).XML	7/28/2021 10:47 AM	XML Document	3 KB
<input checked="" type="checkbox"/>	 GIMPAF(2).XSL	7/28/2021 10:47 AM	XSL Stylesheet	5 KB
<input checked="" type="checkbox"/>	 S0002.SHOPZ.S7036245.SHIPRSU1.pax.Z	7/28/2021 10:47 AM	Z File	45,360 KB
<input checked="" type="checkbox"/>	 S0001.SHOPZ.S7036245.SHIPDOC.pax.Z	7/28/2021 10:47 AM	Z File	32 KB

Select the files in your file explorer and drag the set of files to the upload area in the GetShopz application. Dropping the files there will start the upload. You can also drag and drop the files one by one.

Transfer Status

Filename	Size	CMS File	Blocks	Transfer	Transfer Rate	Status
GIMPAF(2).XSL	4.9 kB			100%	5.1 kB	
S0002.SHOPZ.S7036245.SHIPRSU1.pax.Z	44.3 MB	6245RSU1 SERVLINK F	30487	Completed	552.98 kB/s	From upload
S0001.SHOPZ.S7036245.SHIPDOC.pax.Z	31.8 kB	6245DOC TXT F	5	Completed	7672.40 kB/s	From upload
GIMPAF(4).XML	2.7 kB			100%	2.9 kB	

- The *Filename* column shows the fully qualified name of the file being downloaded or transferred, with the size of the (compressed) file.
- The *CMS File* column shows the (decompressed) file stored on your CMS disk, with the size in blocks. The name of the SERVLINK files is chosen such that different orders can still be recognized (by the first four digits of the name) when multiple orders are stored on the same disk. The GIMPAF files are given a unique name.
- The transfer rate shown is the average throughput for that file. Combine this with the size of the compressed file to guess how long it will take to complete. Understand that blocking of data at various points in the connection may produce misleading throughput numbers for small files.
- The *Status* column shows the result of the file integrity check after transfer as outlined below. When transfer has failed, the column may provide additional information about the failure.

File Integrity Check

Filename	Size	CMS File	Blocks	Transfer	Transfer Rate	Status
S0001.SHOPZ.56904163.SHIPDOC.pax.Z	31.5 kB	4163DOC TXT T	5	Completed	290.95 kB/s	Verified SHA1 with 34183273 GIMPAF T
S0002.SHOPZ.56904163.SHIPRSU1.pax.Z	155.3 MB	4163RSU1 SERVLINK T	132172	Completed	1716.28 kB/s	Verified SHA1 with 34183273 GIMPAF T
GIMPAF.XSL	4.9 kB	33984371 GIMXSL T	2	Completed	29.70 kB/s	Verified SHA1 with 34183273 GIMPAF T
GIMPAF.XML	2.7 kB	34183273 GIMPAF T	1	Completed	23.79 MB/s	Authenticated from dhe.ibm.com verified by SHA1

The GIMPAF.XML file is a cover letter included in the delivery of your order. It lists the files that make up the delivery with their respective SHA fingerprint. The cover letter has a self-contained SHA fingerprint. During transfer of the data, the fingerprint for each file is computed and compared with the stated fingerprint in the cover letter.

For the actual service files, the corresponding GIMPAF file is stated when the fingerprint matches the cover letter.

Status

Verified SHA1 with 34183273 GIMPAF T

Verified SHA1 with 34183273 GIMPAF T

Verified SHA1 with 34183273 GIMPAF T

Authenticated from dhe.ibm.com verified by SHA1

When the files were transferred with GetShopz, the hostname validation of TLS/SSL ensures that files were downloaded from the IBM download site. When the fingerprint matches, this is stated as *Authenticated from dhe.ibm.com* and implies that the service files listed in the cover letter are genuine.o

CMS File	Blocks	Transfer	Transfer Rate	Status
37253354 GIMPAF T	1	Completed	91.41 MB/s	File from upload verified by SHA1
37266331 GIMXSL T	2	Completed	1136.13 kB/s	Verified SHA1 with 37253354 GIMPAF T
4162DOCS SERVLINK T	1232	Completed	638.70 kB/s	Verified SHA1 with 37253354 GIMPAF T
4162PTFS SERVLINK T	9288	Completed	933.91 kB/s	Verified SHA1 with 37253354 GIMPAF T

For files uploaded from the workstation, the cover letter is still checked. Whether the data uploaded is authentic depends on the user workstation security and the process followed. Similar restrictions apply when using a proxy to connect to the internet.