

z/VM System Limits

version 8

see <https://www.vm.ibm.com/library/presentations/> for latest version

Jacob Gagnon
Software Engineer
z/VM Development Lab
Endicott, NY

```

      / VV          VVV MM          MM
     /  VV          VVV  MMM          MMM
ZZZZZZ /  VV          VVV  MMMM          MMMM
      ZZ /  VV          VVV  MM MM MM MM
      ZZ /  VV  VVV          MM  MMM  MM
      ZZ /  VVVVV          MM  M  MM
      ZZ /  VVV          MM          MM
ZZZZZZ /  V          MM          MM
```

built on IBM Virtualization Technology



Trademarks

The following are trademarks of the International Business Machines Corporation in the United States and/or other countries. For a complete list of IBM Trademarks, see www.ibm.com/legal/copytrade.shtml: AS/400, DBE, e-business logo, ESCO, eServer, FICON, IBM, IBM Logo, iSeries, MVS, OS/390, pSeries, RS/6000, S/30, VM/ESA, VSE/ESA, Websphere, xSeries, z/OS, zSeries, z/VM

The following are trademarks or registered trademarks of other companies

Lotus, Notes, and Domino are trademarks or registered trademarks of Lotus Development Corporation
Java and all Java-related trademarks and logos are trademarks of Sun Microsystems, Inc., in the United States and other countries
LINUX is a registered trademark of Linus Torvalds
UNIX is a registered trademark of The Open Group in the United States and other countries.
Microsoft, Windows and Windows NT are registered trademarks of Microsoft Corporation.
SET and Secure Electronic Transaction are trademarks owned by SET Secure Electronic Transaction LLC.
Intel is a registered trademark of Intel Corporation
* All other products may be trademarks or registered trademarks of their respective companies.

NOTES:

Performance is in Internal Throughput Rate (ITR) ratio based on measurements and projections using standard IBM benchmarks in a controlled environment. The actual throughput that any user will experience will vary depending upon considerations such as the amount of multiprogramming in the user's job stream, the I/O configuration, the storage configuration, and the workload processed. Therefore, no assurance can be given that an individual user will achieve throughput improvements equivalent to the performance ratios stated here.

IBM hardware products are manufactured from new parts, or new and serviceable used parts. Regardless, our warranty terms apply.

All customer examples cited or described in this presentation are presented as illustrations of the manner in which some customers have used IBM products and the results they may have achieved. Actual environmental costs and performance characteristics will vary depending on individual customer configurations and conditions.

This publication was produced in the United States. IBM may not offer the products, services or features discussed in this document in other countries, and the information may be subject to change without notice. Consult your local IBM business contact for information on the product or services available in your area.

All statements regarding IBM's future direction and intent are subject to change or withdrawal without notice, and represent goals and objectives only.

Information about non-IBM products is obtained from the manufacturers of those products or their published announcements. IBM has not tested those products and cannot confirm the performance, compatibility, or any other claims related to non-IBM products. Questions on the capabilities of non-IBM products should be addressed to the suppliers of those products.

Prices subject to change without notice. Contact your IBM representative or Business Partner for the most current pricing in your geography.

References in this document to IBM products or services do not imply that IBM intends to make them available in every country.

Any proposed use of claims in this presentation outside of the United States must be reviewed by local IBM country counsel prior to such use.

The information could include technical inaccuracies or typographical errors. Changes are periodically made to the information herein; these changes will be incorporated in new editions of the publication. IBM may make improvements and/or changes in the product(s) and/or the program(s) described in this publication at any time without notice.

Any references in this information to non-IBM Web sites are provided for convenience only and do not in any manner serve as an endorsement of those Web sites. The materials at those Web sites are not part of the materials for this IBM product and use of those Web sites is at your own risk.

Permission is hereby granted to SHARE to publish an exact copy of this paper in the SHARE proceedings. IBM retains the title to the copyright in this paper, as well as the copyright in all underlying works. IBM retains the right to make derivative works and to republish and distribute this paper to whomever it chooses in any way it chooses.

Agenda:

- Describe various limits
 - Architected
 - Supported
 - Consumption
 - Latent
- Show which limit-related performance metrics to review
- Discuss limits that may be hit first

Acknowledgments:

- Tim Greer, Xenia Tkatschow, Bill Bitner, Jacob Gagnon, Emily Hugenbruch

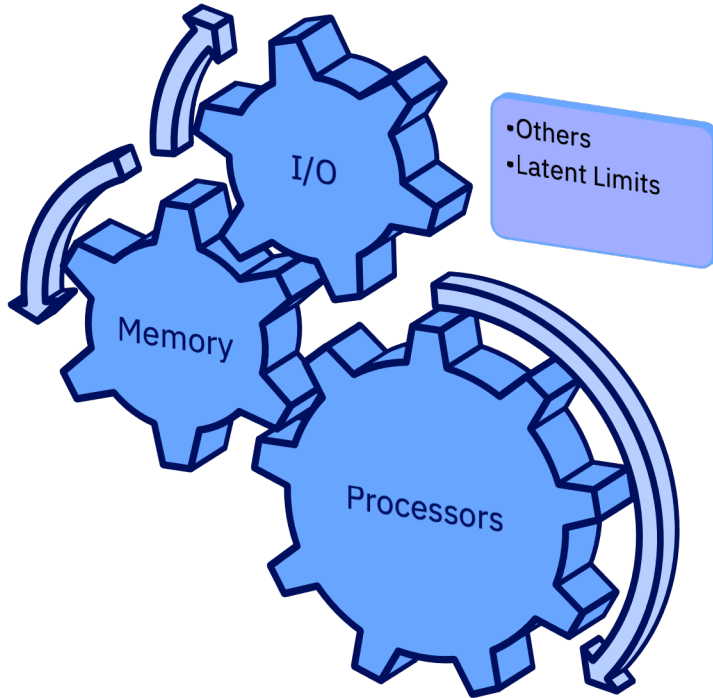
```

                / VV          VVV MM          MM
                / VV          VVV  MMM          MMM
ZZZZZZ        / VV          VVV  MMMM         MMMM
      ZZ      / VV          VVV  MM MM MM MM
      ZZ      / VV  VVV      MM  MMM  MM
      ZZ      / VVVVV      MM   M   MM
      ZZ      / VVV          MM          MM
ZZZZZZ / V          MM          MM
```

built on IBM Virtualization Technology



Limits



ADDITIONAL DISCLAIMERS:

- This presentation looks at individual limits; it is quite possible that you will hit one limit before you hit the next. We do it this way to help illustrate which limits Development will address first, but then to set expectations as to how much greater can one run before hitting that next limit.
- This presentation talks about limits that are sometimes beyond the supported limits. This is meant to let the audience know what IBM did to determine where the supported limited should be and why it is the supported limit. It is not meant to imply it is safe to run up to that limit or that IBM knows everything that will go wrong if you do. So please stay at or below the supported limit.

Key Notes for Presentation

6.4

6.4+

7.1

7.1+

7.2

7.2+

- z/VM Continuous Delivery Strategy
- Presentation will show limits affected based on:

6.4

z/VM 6.4 GA November 11, 2016

6.4+

z/VM 6.4 plus service

7.1

z/VM 7.1 became GA September 21, 2018

7.1+

z/VM 7.1 plus service

7.2

z/VM 7.1 became GA September 18, 2020

7.2+

z/VM 7.1 plus service

- z/VM 6.3 went End of Service December 31, 2017 and is not called out in this presentation.
- z/VM 6.4 goes End of Service March 31, 2021
- IBM Z references apply to equivalent LinuxONE machines except if noted separately

Key Notes for Presentation

- Throughout this presentation, limits highlighted in:



RED are PRACTICAL Limits

YELLOW are SUPPORTED limits

GREEN are ARCHITECTED limits

Processors (Part 1 of 2)

6.4

6.4+

7.1

7.1+

- Processors hardware architected:
 - Includes all processor types (CP, zIIP, IFL, etc)
- Processors hardware available to customer:
 - z15: **190** (model M05 only)
 - z14: **170** (model M05 only)
 - z13: **141**
 - zEC12: **101**
 - z196: **80**
- PR/SM Logical processors:
- Logical processors in a z/VM partition supported:
 - is **80** on z14 and newer with z/VM 7.1 + VM66265
 - is **64** on z13 and newer with z/VM 7.1 or z/VM 6.4 + VM65586
 - is **32** on zEC12 and older with z/VM 6.4
- Note:** with SMT-1 or SMT-2, the limit to number of cores supported is half the logical processors as each possible logical processor would be associated with a thread on an IFL core. So logical 80-way would be a limit of 40 IFL cores even with SMT-1.

Processors (Part 2 of 2)

6.4

- z/VM master processor (z/VM design): 1
 - Some z/VM work is serialized by running on a “master” processor
 - Watch for 100%-utilized, rare in Linux workloads
 - z/VM will elect a new master if master fails or is varied off
 - Master may be reassigned to keep it as a vertical high processor when running in vertical polarization mode
- Virtual CPUs in a single virtual machine (z/VM design): 64
 - But $N_{\text{Virtual}} > N_{\text{Logical}}$ is usually not practical
 - Most interrupts presented to just 1 virtual CPU
- Number of logical partitions
 - z196 60
 - zEC12 60
 - z13 85
 - z14 85
 - z15 85

Topology and Vertical CPU Management

How much REAL processor is my LOGICAL processor guaranteed?

VH – Vertical High CPUs are entitled to 100% of a real CPU

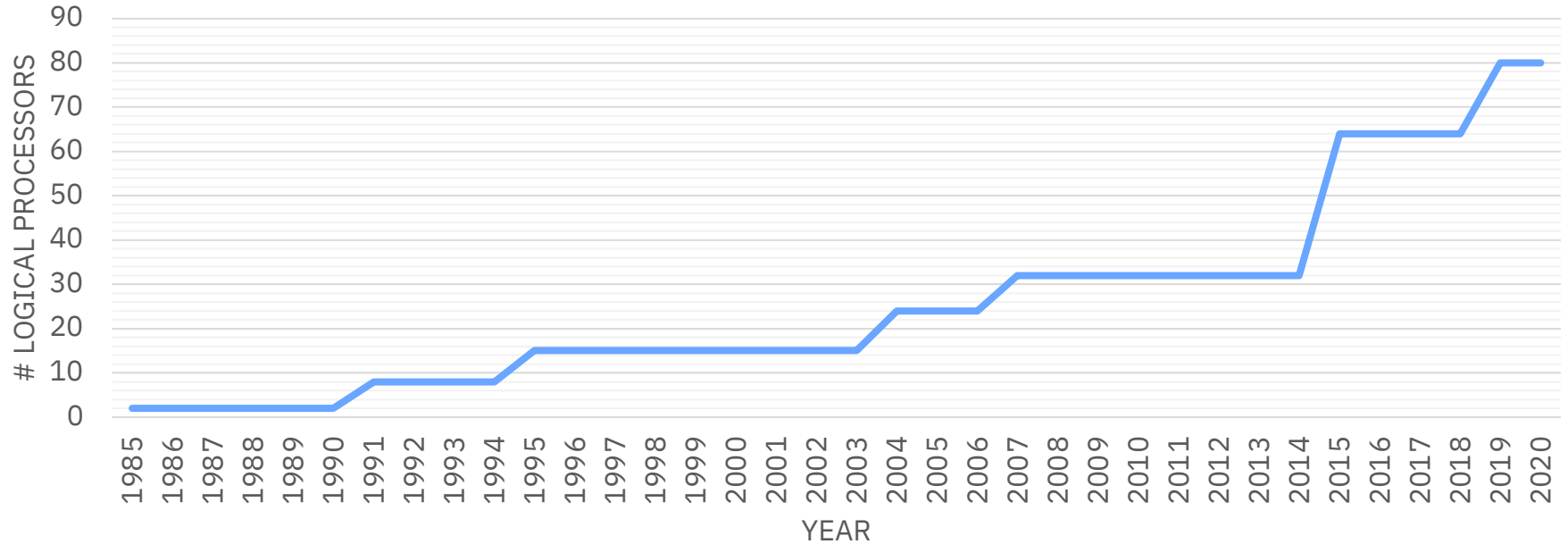
VM – Vertical Medium CPUs are entitled to some of a real CPU (50%-100%)

VL – Vertical Low CPUs are not entitled to any real CPU

z/VM tries to map LOGICAL processors to REAL processors as closely as possible and move those mappings as little as possible.

Processor Scaling

Number of Supported Logical Processors in z/VM



Processors: FCX100 CPU

1FCX100 Run 2019/06/13 09:30:42

CPU

Page 15

General CPU Load and User Transactions

From 2019/06/13 03:51:22

To 2019/06/13 04:01:52

For 630 Secs 00:10:30

Result of A10Z6040 Run

A10Z6040

CPU 3906-M05 SN 146E7

z/VM V.7.1.0 SLU 0000

CPU Load	PROC	TYPE	%CPU	%CP	%EMU	WT	%SYS	%SP	%SIC	%LOGLD	%PR	%ENT	Status or ded. User
P00	IFL	42	14	28	58	3	0	97	42	0	100	Alternate	
P01	IFL	42	14	28	58	3	0	97	42	0	100	Alternate	
P02	IFL	42	14	28	58	3	0	97	42	0	100	Alternate	
P03	IFL	42	14	28	58	3	0	96	42	0	100	Alternate	
P04	IFL	42	14	28	58	3	0	96	42	0	100	Alternate	
P05	IFL	42	14	28	58	3	0	96	42	0	100	Alternate	
P06	IFL	41	14	27	59	3	0	96	41	0	100	Alternate	
P07	IFL	42	14	27	58	3	0	96	42	0	100	Alternate	
P08	IFL	36	14	22	64	3	0	94	36	0	100	Master	

1. $T/V \sim 42/28 = 1.5$ a good chunk of CP overhead here
2. Master does not seem unduly burdened

Processors: FCX304 PRCLOG

1FCX304 Run 2019/06/13 09:30:42

PRCLOG
Processor Activity, by Time

Page 5

From 2019/06/13 03:51:22
To 2019/06/13 04:01:52
For 630 Secs 00:10:30

Result of A10Z6040 Run

A10Z6040
CPU 3906-M05 SN 146E7
z/VM V.7.1.0 SLU 0000

Interval	End Time	CPU	Type	PPD	Ent.	DVID	Pct Park Time	---- Percent Busy ----				--- Rates per Sec. ---				----- Paging -----			<Co	< Di		
								%Susp	Total	User	Syst	Emul	Inst Siml	DIAG	SIGP	SSCH	<2GB /s	Fast PGIN /s	Path %	Page Read /s	<mm> Msgs /s	< ag> X'9C' /s
>>Mean>>	00	IFL	VhD	100	0000	0	.0	42.4	39.4	3.0	27.9	28954	1749	16254	445.7	.0	.0	4186	.0	.0	00/0
>>Mean>>	01	IFL	VhD	100	0001	0	.0	42.2	39.4	2.8	27.9	29114	1775	15636	466.4	.0	.0	4031	.0	.0	01/0
>>Mean>>	02	IFL	VhD	100	0002	0	.0	41.7	38.9	2.8	27.6	28751	1763	15329	491.7	.0	.0	3893	.0	.0	02/0
>>Mean>>	03	IFL	VhD	100	0003	0	.0	41.9	39.1	2.7	27.7	28826	1736	15070	492.2	.0	.0	3974	.0	.0	03/0
>>Mean>>	04	IFL	VhD	100	0004	0	.0	41.8	39.0	2.8	27.7	28805	1748	15120	496.7	.0	.0	3971	.0	.0	04/0
>>Mean>>	05	IFL	VhD	100	0005	0	.0	41.7	38.8	2.9	27.5	28540	1727	14901	535.1	.0	.0	3930	.0	.0	05/0
>>Mean>>	06	IFL	VhD	100	0006	0	.0	41.4	38.5	3.0	27.3	28326	1722	14889	542.0	.0	.0	3820	.0	.0	06/0
03:51:52	00	IFL	VhD	100	0000	0	.0	23.9	22.2	1.7	16.3	14930	727.6	8259	225.0	.0	.0	4708	.1	.0	00/0
03:51:52	01	IFL	VhD	100	0001	0	.0	23.5	21.9	1.6	16.0	15068	741.5	8051	239.8	.0	.0	4390	.5	.0	01/0
03:51:52	02	IFL	VhD	100	0002	0	.0	22.7	21.1	1.6	15.5	14345	754.6	7977	241.1	.0	.0	4116	.0	.0	02/0
03:51:52	03	IFL	VhD	100	0003	0	.0	23.3	21.8	1.5	16.0	14793	734.9	7730	234.0	.0	.0	4361	.0	.0	03/0
03:51:52	04	IFL	VhD	100	0004	0	.0	23.4	21.7	1.7	16.0	14671	755.0	7794	240.0	.0	.0	4273	.1	.0	04/0
03:51:52	05	IFL	VhD	100	0005	0	.0	23.3	21.7	1.6	16.0	14741	730.8	7605	262.0	.0	.0	4200	.0	.0	05/0
03:51:52	06	IFL	VhD	100	0006	0	.0	22.9	21.2	1.6	15.7	14196	745.5	7698	274.1	.0	.0	4023	.0	.0	06/0



Processors: FCX114 USTAT

FCX114 Run 2007/09/06 14:00:28

USTAT

Page 186

Wait State Analysis by User

From 2007/09/04 09:07:00

To 2007/09/04 10:00:00

CPU 2094-700

For 3180 Secs 00:53:00

z/VM V.5.3.0 SLU 0701

Userid	<-SVM and->															<--%Time spent in-->					Nr of Users	
	%ACT	%RUN	%CPU	%LDG	%PGW	%IOW	%SIM	%TIW	%CFW	%TI	%EL	%DM	%IOA	%PGA	%LIM	%OTH	Q0	Q1	Q2	Q3		E0-3
>System<	64	1	0	1	0	0	0	83	0	0	0	3	0	0	0	10	1	29	10	57	0	211
TCPIP	100	0	0	0	0	0	0	0	0	3	0	97	0	0	0	0	3	0	0	0	0	0
RSCSDNS1	100	0	0	0	0	0	0	0	0	0	0	100	0	0	0	0	0	0	0	0	0	0
SNMPD	100	0	0	0	0	0	0	0	0	2	0	98	0	0	0	0	2	0	0	0	0	0
SZVAS001	100	2	0	0	0	0	0	97	0	0	0	0	0	0	0	1	0	3	12	85	0	0



1. %CPU wait is very low – nobody is starved for engine
2. %TIW is “test idle wait” – we are waiting to see if queue drop happens
3. %LIM is limit list and Resource Pool related

Processors: FCX302 PHYSLOG Report

1FCX302 Run 2019/06/13 09:30:42

PHYSLOG

Real Core Utilization Log

From 2019/06/13 03:51:22

To 2019/06/13 04:01:52

For 630 Secs 00:10:30

Result of A10Z6040 Run

Interval	<PhCore>	Shrd.	Total								
End Time	Type	Conf	Ded	Log.	Weight	%LgclC	%Ovrhd	LCoT/L	%LPmgt	%Total	TypeT/L
>>Mean>>	CP	4	0	0	0	.000	.000000	.000	...
>>Mean>>	IFL	128	16	0	0	1599.8	.038	1.000	.040	1599.8	1.000
>>Mean>>	ICF	4	0	0	0	.000	.000000	.000	...
>>Mean>>	ZIIP	4	0	0	0	.000	.000000	.000	...
>>Mean>>	>Sum	140	16	0	0	1599.8	.038	1.000	.040	1599.8	1.000
03:51:52	CP	4	0	0	0	.000	.000000	.000	...
03:51:52	IFL	128	16	0	0	1596.2	.035	1.000	.031	1596.3	1.000
03:51:52	ICF	4	0	0	0	.000	.000000	.000	...
03:51:52	ZIIP	4	0	0	0	.000	.000000	.000	...
03:51:52	>Sum	140	16	0	0	1596.2	.035	1.000	.031	1596.3	1.000

Memory (Part 1 of 6)

7.2+

Real Memory (Central Storage)

- CPC Total maximum customer memory:
 - z15 **40 TB**
 - z14 **32 TB**
 - z13 **10 TB**
 - zEC12 **3 TB**
 - z10 EC **1.5 TB**

- Maximum LPAR size:
 - z15 **16 TB**
 - z14 **16 TB**
 - z13 **10 TB**
 - zEC12 **1 TB**
 - z196 **1 TB**
 - z10 EC **1 TB**

- z/VM supported limit: **2 TB**
4 TB with z/VM 7.2 + VM66173

Memory (Part 2 of 6)

6.4

z/VM virtual machine size supported: **1 TB**

- Practical limit can be gated by performance of:
 - **Dumping** a VM system
 - **Live Guest Relocation** requirements
 - **Production level performance** requirements

Active, or instantiated, total virtual machines limit imposed by DAT structure limits:

- **64 TB**
 - 128 PTRM pre-allocated spaces each 2 GB-space can map 512 GB of guest-real memory (host-virtual).

Memory (Part 3 of 6)

6.4

7.2+

- Virtual to real memory ratio (z/VM design): **64 TB : 2 TB = 32:1**
64 TB : 4 TB = 16:1 (with z/VM 7.2 + VM66173)
- Virtual to real memory ratio (practical): about **2:1** or **3:1**
 - Warning: Different people have different definitions for “Virtual to real memory”. Here we are using total virtual machine size of started virtual machines to real memory configured to z/VM.
 - **1:1** if you want to eliminate performance impact for production workloads.
 - Consider maximum ratio due to:
 - Workload growth
 - Live Guest Relocation
 - Practical over commitment dependent on:
 - Active:Idle virtual machines
 - Workload/Service Level Agreement sensitivity to delays
 - Performance of paging subsystem (e.g. flash, HyperPAV, channels, etc.)
 - Accuracy of sizing of the virtual machines
 - Exploitation of memory saving/exploitation capabilities (e.g. CMM, DIM)

Memory (Part 4 of 6)

6.4

7.1+

- z/VM design CP Owned volumes: **255**
 - Only a subset can be used for paging
 - SSI configurations paging is not shared, but other CP-owned slots are.

Release	ECKD (3390)	EDEV (SCSI)
z/VM 7.1 + APAR VM66263	202 TB	15.9 TB
z/VM 6.4	11.2 TB	15.9 TB

- Maximum paging space design limits (if you could use all volumes)
- Concurrent paging I/Os per paging volume:
 - ECKD without HyperPAV: **1**
 - ECKD with HyperPAV: **8**
 - EDEV: >1 (Have observed average of 1.6 in heavy workloads)

Memory (Part 5 of 6)

6.4

7.1+

- Rules of thumb:
 - Do not cheat on calculating paging space required!
 - Do not allow page space to become full (avoid PGT004 abends)
- Do not mix ECKD and EDEV paging volumes on same system
- Keep volumes dedicated to paging
- In environments with virtual to real ratio of 1, consider turning off early writes and keep slot
 - CP command: **SET AGELIST EARLYWRITES NO KEEPSLOT NO**
 - In system config file: **STORAGE AGELIST EARLYWRITES NO KEEPSLOT NO**

Memory (Part 6 of 6)

6.4

7.1

- System Execution Space (SXS) z/VM design limit: **2 GB**
 - For practical purposes it is 2GB, but there are structures in the space placed above 2GB
- DCSS
 - Individual Segments up to 2047 MB
 - Segments must end prior to one 4KB page below 512GB
- Minidisk Cache (z/VM design): **8 GB**
 - Recommended limit **2 GB**
 - Recommend fixing MDC size rather than letting arbiter change it dynamically
- Installing z/VM: minimum of **768 MB**
- Minimum memory to run z/VM second level:
 - z/VM 6.4: **32 MB**
 - z/VM 7.1: **128 MB**

Memory References

Memory over commitment

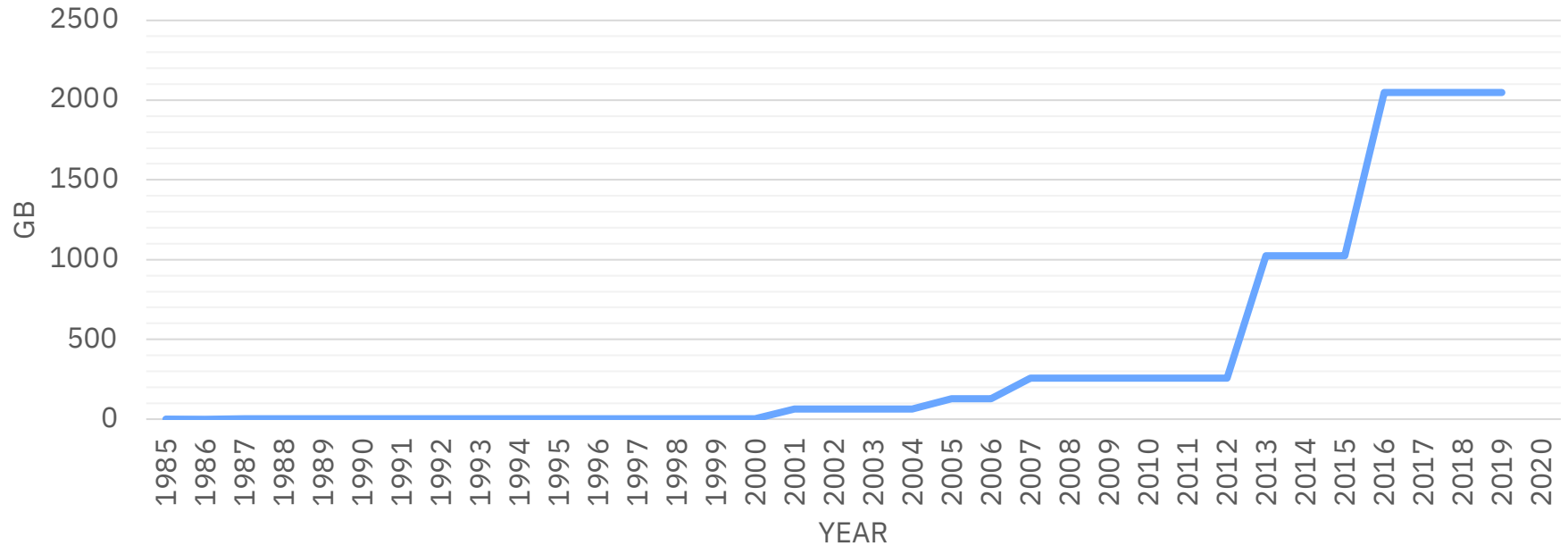
- <http://www.vm.ibm.com/perf/tips/memory.html>

Paging in general

- <http://www.vm.ibm.com/perf/tips/prgpage.html>

Real Memory Scaling

Real Memory Supported by a z/VM system



VIR2REAL Tool

- Displays the ratio of total virtual storage to LPAR real storage of your z/VM system.
 - Too high a ratio, and your system may underperform
 - Too low a ratio, you may be able to handle more workload.
- Displays your defined paging space (Indicates if paging or dump space is inadequate)
- Great as a quick check tool.
- Does not indicate HOW your system is paging.

NOTE: VIR2REAL is an aid but it can't tell you everything!

Page Slots: FCX146 AUXLOG

FCX146 Run 2007/09/06 14:00:28

AUXLOG

Auxiliary Storage Utilization, by Time

From 2007/09/04 09:07:00

To 2007/09/04 10:00:00

For 3180 Secs 00:53:00

Interval	<Page Slots>		<Spool Slots>		<Dump Slots>		<----- Spool Files ----->				<Average MLOAD>	
	Total	Used	Total	Used	Total	Used	<--Created-->		<--Purged-->		Paging	Spooling
End Time	Slots	%	Slots	%	Slots	%	Total	/s	Total	/s	msec	msec
>>Mean>>	87146k	44	5409096	52	0	..	54	.02	54	.02	2.8	.8
09:08:00	87146k	44	5409096	52	0	..	1	.02	1	.02	2.3	.8
09:09:00	87146k	44	5409096	52	0	..	1	.02	1	.02	3.9	.8
09:10:00	87146k	44	5409096	52	0	..	1	.02	1	.02	3.6	.8
09:11:00	87146k	44	5409096	52	0	..	1	.02	1	.02	2.8	.8
09:12:00	87146k	44	5409096	52	0	..	1	.02	1	.02	2.9	.8



DASD I/O: FCX109 DEVICE CPOWNED

FCX109 Run 2019/06/13 09:30:42

DEVICE CPOWNED
Load and Performance of CP Owned Disks

Page 34

From 2019/06/13 03:51:22
To 2019/06/13 04:01:52
For 630 Secs 00:10:30

Result of A10Z6040 Run

A10Z6040
CPU 3906-M05 SN 146E7
z/VM V.7.1.0 SLU 0000

Page / SPOOL Allocation Summary

PAGE slots available	2642m	SPOOL slots available	7810920
PAGE slot utilization	3%	SPOOL slot utilization	0%
T-Disk space avail. (MB)	DUMP slots available	23587k
T-Disk space utilization	...%	DUMP slot utilization	21%

< Device Descr. ->		Rate/s								I/O		Serv	MLOAD	Block	%Used	I		
Addr	Devtyp	Serial	Area	Area	Used	---Page---		---Spool---		SSCH	Inter	Queue	Time	Resp	Page	for 0		
			Extent		%	P-Rds	P-Wrt	S-Rds	S-Wrt	Total	+RSCH	feres	Lngh	/Page	Time	Size	Alloc	M
C005	3390-9	ATP033	PAGE	11793420	3	359.1	373.4	732.4	40.4	0	148.9	.9	24.8	18	100	C
CD03	3390-9	ATP213	PAGE	11793420	3	363.3	374.9	738.2	39.3	0	137.5	1.0	16.6	18	100	C
C600	3390-9	ATP112	PAGE	11793420	3	362.1	373.5	735.6	41.3	0	133.1	.8	76.8	18	100	C
C70A	3390-9	ATP136	PAGE	11793420	3	362.2	375.9	738.0	40.6	0	126.6	1.0	33.2	18	100	C
C20A	3390-9	ATP066	PAGE	11793420	3	361.1	371.2	732.3	38.9	0	125.5	.8	53.3	18	100	C
CA0A	3390-9	ATP178	PAGE	11793420	3	364.4	372.1	736.5	40.7	0	123.8	.9	53.1	18	100	C
C80D	3390-9	ATP153	PAGE	11793420	3	364.0	370.3	734.3	39.6	0	122.7	.9	27.7	18	100	C
CB0A	3390-9	ATP192	PAGE	11793420	3	364.0	375.8	739.8	40.3	0	122.0	1.1	77.5	18	100	C



Report FCX292 UPGUTL

FCX292 Run 2013/04/10 07:38:36

UPGUTL
User Page Utilization Data

Page 103

From 2013/04/09 16:02:10
To 2013/04/09 16:13:10
For 660 Secs 00:11:00

SYSTEMID
CPU 2817-744 SN A6D85
z/VM V.6.3.0 SLU 0000

"This is a performance report for SYSTEM XYZ"

Userid	Storage Resident														XSTOR	AUX	Base Space	Nr of Users	
	Owned	WSS	Inst	Resvd	T<2G	T>2G	L<2G	L>2G	U<2G	U>2G	P<2G	P>2G	A<2G	A>2G					
>>Mean>>	.0	5284M	6765M	5611	5286M	27M	5259M	1010	232K	6565	2238K	59588	26M	53080	107M	.0	1815M	7108M	73
User Class Data:																			
CMS1_USE	.0	3320K	19M	.0	484K	.0	484K	.0	4096	.0	69632	.0	244K	.0	344K	.0	19M	2047M	1
LCC_CLIE	.0	364M	485M	.0	365M	11264	365M	.0	208K	.0	325K	.0	2686K	.0	8177K	.0	164M	1024M	8
LXA_SERV	.0	7974M	10G	.0	7978M	41M	7937M	.0	206K	9984	3327K	90624	39M	80725	161M	.0	2719M	10240M	48
User Data:																			
DISKACNT	.0	4976K	5156K	0	4K	0	4K	0	0	0	4K	0	0	0	0	0	5152K	32M	
DTCVSW1	.0	184K	11M	0	196K	8K	188K	8K	4K	0	4K	0	0	0	168K	0	11M	32M	
DTCVSW2	.0	180K	11M	0	184K	0	184K	0	4K	0	4K	0	0	0	164K	0	10M	32M	
EREP	.0	4912K	4944K	0	4K	0	4K	0	0	0	4K	0	0	0	0	0	4940K	32M	
FTPSEERVE	.0	84K	5764K	0	88K	0	88K	0	4K	0	4K	0	0	0	76K	0	5760K	32M	
GCSXA	.0	204K	208K	0	8K	0	8K	0	4K	0	4K	0	0	0	0	0	200K	16M	
LCC00001	.0	364M	488M	0	365M	0	365M	0	204K	0	228K	0	2884K	0	8660K	0	192M	1024M	
LCC00002	.0	369M	492M	0	371M	20K	371M	0	204K	0	224K	0	2312K	0	7736K	0	159M	1024M	
LCC00003	.0	363M	484M	0	364M	0	364M	0	204K	0	252K	0	2852K	0	8372K	0	215M	1024M	
LCC00004	.0	363M	483M	0	363M	16K	363M	0	204K	0	228K	0	2724K	0	8512K	0	185M	1024M	

- Look for the new concepts: Inst IBR UFO PNR AgeList
- Amounts are in bytes, suffixed. Not page counts!
- FCX113 UPAGE is still produced.

Zoom in on FCX292 UPGUTL report new for z/VM 6.3

```

. . . . .
----- Storage -----
<----- Resident ----->
<----- Invalid But Resident ----->
<---- Total ----> <-Locked--> <-- UFO --> <-- PNR --> <-AgeList->
Inst Resvd T_All T<2G T>2G L<2G L>2G U<2G U>2G P<2G P>2G A<2G A>2G XSTOR AUX
6765M 5611 5286M 27M 5259M 1010 232K 6565 2238K 59588 26M 53080 107M .0 1815M

19M .0 484K .0 484K .0 4096 .0 69632 .0 244K .0 344K .0 19M
485M .0 365M 11264 365M .0 208K .0 325K .0 2686K .0 8177K .0 164M
10G .0 7978M 41M 7937M .0 206K 9984 3327K 90624 39M 80725 161M .0 2719M 1

```

- Look for the concepts: Inst IBR UFO PNR AgeList
- Amounts are in bytes, suffixed. Not page counts!

Report FCX290 UPGACT

```

FCX290 Run 2013/04/10 07:38:36          UPGACT                      Page
102                                     User Page Activity

From 2013/04/09 16:02:10                SYSTEMID
To   2013/04/09 16:13:10                CPU 2817-744  SN
A6D85
For  660 Secs 00:11:00                  "This is a performance report for SYSTEM XYZ"
0000                                     z/VM   V.6.3.0 SLU
    
```

----- Storage -----														
<----- Movement/s ----->														
Stl	<--- Transition/s --->				<-Steal/s->				<Migrate/s>				Nr of	
Userid	Wt	Inst	Relse	Inval	Reval	Ready	NoRdy	PGIN	PGOUT	Reads	Write	Mwrit	Xrel	Users
>>Mean>>	1.0	143K	5142	849K	718K	999K	.0	.0	.0	958K	761K	.0	.0	73
User class Data:														
CMS1_USE	1.0	15515	15801	2377	1632	5145	.0	.0	.0	.0	1980	.0	.0	1
LCC_CLIE	1.0	658K	20875	488K	486K	60875	.0	.0	.0	54212	22869	.0	.0	8
LXA_SERV	1.0	108K	1095	1191K	994K	1506K	.0	.0	.0	1447K	1153K	.0	.0	48
User Data:														
DISKACNT	1.0	0	0	0	0	0	0	0	0	0	0	0	0	0
DTCVSW1	1.0	0	0	3072	2855	0	0	0	0	0	0	0	0	0
DTCVSW2	1.0	0	0	3004	2780	0	0	0	0	0	0	0	0	0
EREP	1.0	0	0	0	0	0	0	0	0	0	0	0	0	0
FTPSEIVE	1.0	0	0	1434	1434	0	0	0	0	0	0	0	0	0
GCSXA	1.0	0	0	0	0	0	0	0	0	0	0	0	0	0
LCC00001	1.0	601K	18686	501K	498K	65139	0	0	0	49866	23670	0	0	0
LCC00002	1.0	657K	24955	487K	486K	54725	0	0	0	44522	18991	0	0	0
LCC00003	1.0	565K	23012	485K	481K	64065	0	0	0	44783	19859	0	0	0
LCC00004	1.0	602K	24104	499K	495K	63178	0	0	0	48811	24588	0	0	0
LCC00005	1.0	717K	25675	500K	499K	65865	0	0	0	66002	28753	0	0	0

- Look for the concepts: Inst Relse Inval Reval Ready NoRdy

Zoom in on Report FCX290 UPGACT

```

FCX290 Run 2013/04/10 07:38:36          UPGACT          Page
102                                     User Page Activity

From 2013/04/09 16:02:10                SYSTEMID
To   2013/04/09 16:13:10                CPU 2817-744   SN
ABD85                                     For
For  660 Secs 00:11:00                  "This is a performance report for SYSTEM XYZ"
0000                                     z/VM   V.6.3.0 SLU

```

```

          Stl <--- Transition/s ----> <-Steal/s->
Userid    Wt  Inst Relse Inval Reval Ready NoRdy
>>Mean>> 1.0 143K 5142 849K 718K 999K  .0
User Class Data:
CMS1_USE  1.0 15515 15801 2377 1632 5145  .0
LCC_CLIE  1.0 658K 20875 488K 486K 60875  .0
LXA_SERV  1.0 108K 1095 1191K 994K 1506K  .0
LCC00001  1.0 601K 18686 501K 498K 65139  0  0  0 49866 23670  0  0
LCC00002  1.0 657K 24955 487K 486K 54725  0  0  0 44522 18991  0  0
LCC00003  1.0 565K 23012 485K 481K 64065  0  0  0 44783 19859  0  0
LCC00004  1.0 602K 24104 499K 495K 63178  0  0  0 48811 24588  0  0
LCC00005  1.0 717K 25675 500K 499K 65865  0  0  0 66002 28753  0  0

```

- Look for the concepts: Inst Relse Inval Reval Ready NoRdy

Report FCX295 AVLA2GLG

FCX295 Run 2013/04/10 07:38:36

AVLA2GLG

Available List Data Above 2G, by Time

From 2013/04/09 16:02:10

To 2013/04/09 16:13:10

For 660 Secs 00:11:00

"This is a performance report for SYS

```

                <----- Storage -----> <--Times--> <-Frame Thresh-->
Interval <Available> <Requests/s> <Returns/s> <-Empty/s-> Sing <-Contigs->
End Time   Sing  Cont  Sing  Cont  Sing  Cont  Sing  Cont  Low  Low  Prot
>>Mean>>   23M 267M  47M  59M  47M  51M  .0   .0  1310  15  15
16:02:40    0 938M  32M 126M 502K 30310 .0   .0  1332  15  15
16:03:10  152K 4556K  50M  89M  49M  59M  .0   .0  1168  15  15

```

- Times Empty/s should be zero
- FCX254 AVAILLOG is no longer produced in z/VM 6.3

MDC Spaces: FCX134 DSPACESH (newer one with new PTRM layout)

		<-----Number of Pages----->									
Owning		Users	<--Resid-->			<-Locked-->		<-Aliases-->			
Userid	Data Space Name	Permt	Total	Resid	R<2GB	Lock	L<2GB	Count	Lockd	XSTOR	DASD
>System<	-----	0	1507k	5665	101	0	0	100	0	0	0
SYSTEM	FULL\$TRACK\$CACHE\$1	0	524k	0	0	0	0	0	0	0	0
SYSTEM	FULL\$TRACK\$CACHE\$2	0	524k	0	0	0	0	0	0	0	0
SYSTEM	FULL\$TRACK\$CACHE\$3	0	524k	0	0	0	0	0	0	0	0
SYSTEM	FULL\$TRACK\$CACHE\$4	0	524k	0	0	0	0	0	0	0	0
SYSTEM	ISFCDATASPACE	0	524k	0	0	0	0	0	0	0	0
SYSTEM	PTRM0000	0	1049k	44489	0	0	0	0	0	0	0
SYSTEM	REAL	0	7864k	0	0	0	0	0	0	0	0
SYSTEM	SYSTEM	0	524k	805	787	0	0	800	0	0	0
SYSTEM	VIRTUAL\$FREE\$STORAGE	0	524k	23	23	0	0	0	0	0	0

- You'll see the address spaces used for MDC (track cache)
- More than one FULL\$TRACK\$CACHE\$# space should be investigated to see if the MDC settings are higher than needed.

I/O Devices

- Number of subchannels in a partition (device numbers): **65,536**
- Number of devices per virtual machine: **24576 (24K)**
- GDPS environments can have secondary DASD devices defined in an alternate subchannel set with the Multiple Subchannel Set Support
- Concurrency
 - ECKD without PAV or HyperPAV: **1**
 - ECKD with PAV or HyperPAV: **8**

I/O Disk Sizes

Type	CMS	Minidisk	Dedicated	CP Use
ECKD 3390	~45GB 65,520 cylinders (practical 22 GB) ³	~812 GB ⁵ 1,182,006 cylinders	~812 GB 1,182,006 cylinders	~812 GB ⁶ 1,182,006 cylinders ~45 GB non- paging
SCSI EDEV	381 GB (practical 22 GB ³)	1023 GB ²	1023 GB ²	64 GB ⁴
SCSI Dedicated	n/a	n/a	?????	n/a

¹ – Sizes listed above are in powers of 2

² – Exact value is 1024 GB minus 4 KB

³ – Due to file system structure under 16MB, unless there are very few files

⁴ – CP can use, but PAGE, SPOL, DRCT must be below 64 GB on the volume

⁵ – Requires z/VM 6.4 VM65943 or z/VM 7.1, otherwise limit is ~45GB, 65,520 cylinders

⁶ – Requires z/VM 7.1 VM66263, otherwise limit is as for other device types ~45 GB at 65,520 cylinders

I/O – Other Limits

- Virtual Disk in Storage (VDISK) size z/VM design: **2 GB** (minus eight 512-byte blocks)
- Total VDISK z/VM design: **1 TB**
 - “Infinite” = 2,147,483,648 512-byte blocks

Single Virtual Switch OSAs: **8**

Real HiperSockets VLAN IDs: **4096**

DASD I/O: FCX108 DEVICE

FCX108 Run 2007/09/06 14:00:28

DEVICE

Page 110

General I/O Device Load and Performance

From 2007/09/04 09:07:00

To 2007/09/04 10:00:00

CPU 2094-700 SN

For 3181 Secs 00:53:01

z/VM V.5.3.0 SLU 0701

<-- Device Descr. -->		Mdisk Pa-	<-Rate/s->		<----- Time (msec) ----->						Req. <Percent>		SEEK	Recov	<-Throttle->				
Addr	Type	Label/ID	Links	ths	I/O	Avoid	Pend	Disc	Conn	Serv	Resp	CUwt	Qued	Busy	READ	Cyls	SSCH	Set/s	Dly/s
>>	All	DASD	<<5	.4	.2	.1	3.4	3.7	3.7	.0	.0	0	17	1173	00
F024	3390	VS2426	1	4	12.9	147.0	.2	.7	.4	1.3	1.3	.0	.0	2	91	193	0
0C20	CTCA		...	1	12.63	.2	.6	1.1	1.1	.0	.0	1	0
F685	3390	VS2W01	290	4	11.8	.3	.2	.0	.3	.5	.5	.0	.0	1	84	89	0
F411	3390	VS2613	1	4	10.6	.5	.2	.3	.4	.9	.9	.0	.0	1	1	1303	0



Other Limits – Spool and CMS Files

- Number of spool files (z/VM design):
 - Limit **9999** per virtual machine (2499 in SSI)
 - Limit **1.6 million** spool files per system

- 1024 files per warm start block * (180 blocks * 9 cylinders)

- Number of logged-on virtual machines (design point): **about 100,000**

- CMS Files
 - Maximum Records: 2,147,483,647 ($2^{31} - 1$) records, each of which consist of from one to $2^{31} - 1$ bytes of data (a record in a file with variable-length records is further restricted to 65,535 bytes of data).

Other Limits

- 255 CP-owned slots
- 16 ISFC links between a pair of systems
 - No limit on total number of ISFC links
- 1 GB Distributed IUCV maximum message size
- 8 Alternate Operators
- Password length: 8 characters, 100 characters with RACF
- 1000 System Environment Variables
 - Up to 63 character named
 - Up to 255 character values
- HyperPAV aliases:
 - 254 per pool
 - 160,000 pools per system

No Hard Limits, but Potential Soft Limits

- **Virtual Switch**
 - Users into hundreds, broadcast group limited to 1000
 - Better performance when users spread over multiple virtual switches
- ISFC
 - Network topology important if network is large
 - Propagation effects in large, sparse network
 - Internal structure stresses in large, dense network
- Guest levels
 - **7th level** z/VM system is impractically slow
 - Diagnose x'00' returns up to **5 levels** of information

LOCKACT report example

LFXC326 Run 2019/06/13 09:30:42

LOCKACT
Spin Lock Activity

Page 58

From 2019/06/13 03:51:22
To 2019/06/13 04:01:52
For 630 Secs 00:10:30

Result of A10Z6040 Run

A10Z6040
CPU 3906-M05 SN 146E7
z/VM V.7.1.0 SLU 0000

LockName	<----- Combined ----->				<----- Exclusive ----->				<----- Shared ----->			
	CCol/s	CAvSpn	C%Busy	CCAD/s	ECol/s	EAvSpn	E%Busy	ECAD/s	SCol/s	SAvSpn	S%Busy	SCAD/s
>>Total>	3805.5	.923	.351	.000	2151.7	.602	.129	.000	1653.8	1.340	.222	.000
SRMSLOCK	1952.1	1.211	.236	.000	298.29	.498	.015	.000	1653.8	1.340	.222	.000
HCPPGDAL	105.08	4.315	.045	.000	105.08	4.315	.045	.000	.000000	.000
FSDVMLK	151.01	1.198	.018	.000	151.01	1.198	.018	.000	.000000	.000
HCPPGDPL	27.429	1.570	.004	.000	27.429	1.570	.004	.000	.000000	.000
DSV_0000	125.64	.332	.004	.000	125.64	.332	.004	.000	.000000	.000
DSV_0005	119.19	.311	.004	.000	119.19	.311	.004	.000	.000000	.000
DSV_0002	116.97	.301	.004	.000	116.97	.301	.004	.000	.000000	.000
DSV_0007	112.18	.314	.004	.000	112.18	.314	.004	.000	.000000	.000
DSV_0004	111.59	.310	.003	.000	111.59	.310	.003	.000	.000000	.000
DSV_0003	113.27	.304	.003	.000	113.27	.304	.003	.000	.000000	.000
DSV_0006	108.51	.316	.003	.000	108.51	.316	.003	.000	.000000	.000
DSV_0001	110.84	.301	.003	.000	110.84	.301	.003	.000	.000000	.000
SRMATDLK	115.12	.271	.003	.000	115.12	.271	.003	.000	.000000	.000
HCPTRQLK	31.689	.551	.002	.000	31.689	.551	.002	.000	.000000	.000

Changes in Limits with Single System Image Clusters

- Horizontal scaling through four z/VM members (systems) in a cluster.
- Balance that with whitespace that might be required for Live Guest Relocation (LGR)
- If n-way or scaling effects for one very large z/VM system have negative impact, splitting into multiple smaller z/VM systems in an SSI Cluster could be beneficial.

SSI Cluster Effect on Processor Limits

7.1+

- Real processors:
 - 80 x 4 = **320 processors** (if all members running z14 and newer with z/VM 7.1 + VM66265)
 - Consider white space
 - Low processor requirements for cross-member communication as long as system resource (device) access is stable
 - Greater efficiency in cases with smaller n-way
 - In a sense, gives 4 master processors
- Virtual processors:
 - If splitting z/VM system into smaller systems, remember to ensure no virtual machine has more virtual CPUs than the z/VM member (logical partition) has logical processors.

SSI Effect on Memory Limits

7.2+

- Real Memory:
 - 4 TB x 4 = **16 TB** (If all members running z/VM 7.2 + VM66173)
 - Consider white space, cannot share like processors
 - Low memory costs to duplicate z/VM kernel and most control structures
- Virtual Memory:
 - No change for individual virtual machine
 - 64TB x 4 = **256 TB** (aggregate)
- Paging Space:
 - Some CP-owned slots lost due to sharing across members
 - But can reuse paging slots on each member, so it scales well

Other SSI Cluster Effects on Limits

- Distance limit on DASD and FICON CTC in the Cluster is 100km with repeater technology
- Distance limit on Network on SSI cluster from OSA to switches is 10km with repeater technology.
- For virtual machines using Virtual Switch and being relocated, those virtual switches need to be in the same LAN segment (or segments).

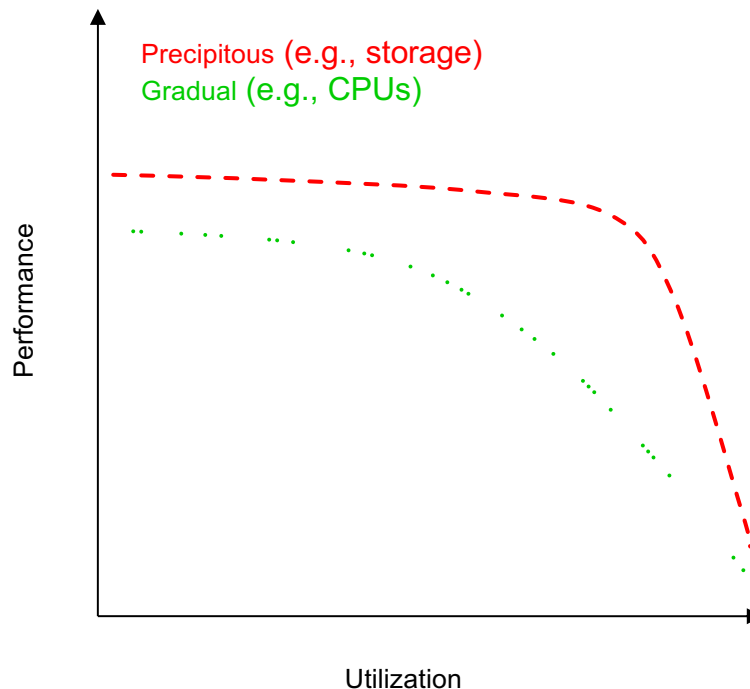
Latent Limits

- Sometimes it's not an architected limit
- Sometimes it's just “your workload won't scale past here, because...”
 - Contention for certain locks
 - Search algorithms with scaling issues
- Because of the above, we often publish supported limits that are less than the designed or architected limits.

Other Notes on z/VM Limits

Limits we've tested, tend to have two distinct shapes

- Performance drops off slowly
- Performance drops off rapidly when a wall is hit.



What Consumption Limits Will We Hit First?

7.2+

- Depends on workload
 - Memory-intensive:
 - 1:1 overcommit gated by real storage limit (4TB on z/VM 7.2 with VM66173)
 - Larger overcommit ratios gated by your paging subsystem
 - Mitigation by application tuning or by using CMM
 - CPU-intensive:
 - FCX100 CPU and FCX 114 USTAT will reveal CPU limitations
 - Mitigation by application tuning
 - I/O-intensive:
 - Device queueing: consider whether PAV or HyperPAV might offer leverage
 - Chpid utilization: add more chpids per storage controller
 - Ultimately partitions can be split, but we would prefer you not have to do this (too complicated)
- Without trend data (repeated samples) for *your* workloads it is difficult to predict which of these limits *you* will hit first

Summary

- Knowing Limits:
 - Real resource consumption
 - Limits to managing the virtualization of real resources

- Measuring Limits:
 - Knowing where to watch for these limits
 - Including these in capacity planning

- Managing Limits
 - Tuning and configuring
 - Planning for growth

APPENDIX

Older Limits from non-supported releases / hardware

Maximum LPAR size z9: 512 GB minus your HAS

Maximum LPAR size z10: 1 TB

Total maximum memory z900: 256 GB

Total maximum memory z990: 256 GB

Total maximum memory z9: 1 TB

Total maximum memory z10: 8 TB

Expanded storage architected limit: 16 TB

Expanded storage z/VM limit supported: 128 GB

Expanded storage z/VM design unsupported: ~660 GB dependent on other factors

z/VM 6.3 and older RoT: Keep paging space under 50% allocated for best performance.

V:R Ratio: FCX113 UPAGE (move to appendix)

Nr of Userid Users	<----- Paging Activity/s ----->								<----- Number of Pages ----->						Stor
	<Page Rate>		<-Page Migration-->				<-Resident-->		<--Locked-->						
	Reads	Write	Steals	>2GB>	X>MS	MS>X	X>DS	WSS	R<2GB	R>2GB	L<2GB	L>2GB	XSTOR	DASD	Size
>System< 212	1.7	1.1	4.1	.0	2.4	3.7	1.4	122050	2347	106962	6	24	12240	179131	1310M
DATAMOVF	.0	.0	.0	.0	.0	.1	.0	13	0	0	0	0	483	254	32M
DATAMOVA	.0	.0	.0	.0	.5	.5	.0	147	0	0	0	0	220	368	32M
DATAMOVB	.0	.0	.0	.0	.6	.6	.0	192	0	0	0	0	220	366	32M
DATAMOVC	.0	.0	.0	.0	.6	.6	.0	191	0	0	0	0	220	369	32M
DATAMOVD	.0	.0	.0	.0	.6	.6	.0	189	0	0	0	0	220	362	32M

1. Resident Guest Pages = (2347 + 106962) * 212 = 88.3 GB

- V:R = (1310 MB * 212) / 91 GB = 2.98
- For z/VM 6.2 and older

Real Memory: FCX254 AVAILLOG

FCX254 Run 2007/09/06 14:00:28

AVAILLOG

Page 190

Available List Management, by Time

From 2007/09/04 09:07:00

To 2007/09/04 10:00:00

For 3180 Secs 00:53:00

CPU 2094-700

z/VM V.5.3.0 SLU 0701

```

----- Available List Management -----
<----- Thresholds -----> <----- Page Frames -----> <----- Replenishment -----> <----->
<---Low---> <---High---> <Available> <Obtains/s> <Returns/s> <Empty> <--Scan1--> <--Scan2--> <Em-Scan> Scan Emerg
Interval <---Low---> <---High---> <Available> <Obtains/s> <Returns/s> <Empty> <--Scan1--> <--Scan2--> <Em-Scan> Scan Emerg
End Time <2GB >2GB <2GB >2GB <2GB >2GB <2GB >2GB <2GB >2GB <2GB >2GB Comp1 Pages Comp1 Pages Comp1 Pages Fail Scan
>>Mean>> 20 7588 5820 13388 5130 7678 323.3 857.4 311.5 844.8 0 0 27 1381k 63 1380k 58 84490 82 88
09:08:00 20 7680 5820 13480 6665 15122 353.3 838.5 353.2 1007 0 0 0 43091 3 26491 0 0 3 100
09:09:00 20 7680 5820 13480 3986 5496 163.1 640.2 108.9 442.7 0 0 1 14528 0 0 0 0 0 0
09:10:00 20 7681 5820 13481 6622 9542 222.4 556.1 257.0 598.3 0 0 0 30103 2 8868 0 0 1 100
09:11:00 20 7681 5820 13481 4982 6710 292.1 615.2 248.8 533.6 0 0 0 21246 0 8547 1 3989 1 100
09:12:00 20 7681 5820 13481 4769 1560 284.9 946.9 254.4 830.0 0 0 0 18253 0 22438 2 656 1 100

```

1. Pct ES = 88% generally this system is tight on storage
2. Scan fail >0 generally this system is tight on storage
3. Times Empty = 0 this indicates it isn't critical yet (you do not need to wait for things to be critical).
4. Meant for z/VM 6.2 and older.